

ISSN 2518-1726 (Online),
ISSN 1991-346X (Print)

ҚАЗАҚСТАН РЕСПУБЛИКАСЫ
ҰЛТТЫҚ ҒЫЛЫМ АКАДЕМИЯСЫНЫҢ

ӘЛЪ-ФАРАБИ АТЫНДАҒЫ
ҚАЗАҚ ҰЛТТЫҚ УНИВЕРСИТЕТІНІҢ

Х А Б А Р Л А Р Ы

ИЗВЕСТИЯ

НАЦИОНАЛЬНОЙ АКАДЕМИИ НАУК
РЕСПУБЛИКИ КАЗАХСТАН

КАЗАХСКИЙ НАЦИОНАЛЬНЫЙ
УНИВЕРСИТЕТ ИМЕНИ АЛЬ-ФАРАБИ

NEWS

OF THE NATIONAL ACADEMY OF SCIENCES
OF THE REPUBLIC OF KAZAKHSTAN

AL-FARABI KAZAKH
NATIONAL UNIVERSITY

ФИЗИКА-МАТЕМАТИКА СЕРИЯСЫ



СЕРИЯ ФИЗИКО-МАТЕМАТИЧЕСКАЯ



PHYSICO-MATHEMATICAL SERIES

6 (322)

ҚАРАША – ЖЕЛТОҚСАН 2018 ж.
НОЯБРЬ – ДЕКАБРЬ 2018 г.
NOVEMBER – DECEMBER 2018

1963 ЖЫЛДЫҢ ҚАҢТАР АЙЫНАН ШЫҒА БАСТАҒАН
ИЗДАЕТСЯ С ЯНВАРЯ 1963 ГОДА
PUBLISHED SINCE JANUARY 1963

ЖЫЛЫНА 6 РЕТ ШЫҒАДЫ
ВЫХОДИТ 6 РАЗ В ГОД
PUBLISHED 6 TIMES A YEAR

Б а с р е д а к т о р ы
ф.-м.ғ.д., проф., ҚР ҰҒА академигі **Ғ.М. Мұтанов**

Р е д а к ц и я а л қ а с ы:

Жұмаділдаев А.С. проф., академик (Қазақстан)
Кальменов Т.Ш. проф., академик (Қазақстан)
Жантаев Ж.Ш. проф., корр.-мүшесі (Қазақстан)
Өмірбаев У.У. проф. корр.-мүшесі (Қазақстан)
Жүсіпов М.А. проф. (Қазақстан)
Жұмабаев Д.С. проф. (Қазақстан)
Асанова А.Т. проф. (Қазақстан)
Бошқаев К.А. PhD докторы (Қазақстан)
Сұраған Д. корр.-мүшесі (Қазақстан)
Quevedo Hernando проф. (Мексика),
Джунушалиев В.Д. проф. (Қырғыстан)
Вишневский И.Н. проф., академик (Украина)
Ковалев А.М. проф., академик (Украина)
Михалевич А.А. проф., академик (Белорус)
Пашаев А. проф., академик (Әзірбайжан)
Такибаев Н.Ж. проф., академик (Қазақстан), бас ред. орынбасары
Тигиняну И. проф., академик (Молдова)

«ҚР ҰҒА Хабарлары. Физика-математикалық сериясы».

ISSN 2518-1726 (Online), ISSN 1991-346X (Print)

Меншіктенуші: «Қазақстан Республикасының Ұлттық ғылым академиясы» РҚБ (Алматы қ.)
Қазақстан республикасының Мәдениет пен ақпарат министрлігінің Ақпарат және мұрағат комитетінде
01.06.2006 ж. берілген №5543-Ж мерзімдік басылым тіркеуіне қойылу туралы куәлік

Мерзімділігі: жылына 6 рет.
Тиражы: 300 дана.

Редакцияның мекенжайы: 050010, Алматы қ., Шевченко көш., 28, 219 бөл., 220, тел.: 272-13-19, 272-13-18,
www.nauka-nanrk.kz / physics-mathematics.kz

© Қазақстан Республикасының Ұлттық ғылым академиясы, 2018

Типографияның мекенжайы: «Аруна» ЖК, Алматы қ., Муратбаева көш., 75.

Главный редактор
д.ф.-м.н., проф. академик НАН РК **Г.М. Мутанов**

Редакционная коллегия:

Джумадильдаев А.С. проф., академик (Казахстан)
Кальменов Т.Ш. проф., академик (Казахстан)
Жантаев Ж.Ш. проф., чл.-корр. (Казахстан)
Умирбаев У.У. проф. чл.-корр. (Казахстан)
Жусупов М.А. проф. (Казахстан)
Джумабаев Д.С. проф. (Казахстан)
Асанова А.Т. проф. (Казахстан)
Бошкаев К.А. доктор PhD (Казахстан)
Сураган Д. чл.-корр. (Казахстан)
Quevedo Hernando проф. (Мексика),
Джунушалиев В.Д. проф. (Кыргызстан)
Вишневский И.Н. проф., академик (Украина)
Ковалев А.М. проф., академик (Украина)
Михалевич А.А. проф., академик (Беларусь)
Пашаев А. проф., академик (Азербайджан)
Такибаев Н.Ж. проф., академик (Казахстан), зам. гл. ред.
Тигиняну И. проф., академик (Молдова)

«Известия НАН РК. Серия физико-математическая».

ISSN 2518-1726 (Online), ISSN 1991-346X (Print)

Собственник: РОО «Национальная академия наук Республики Казахстан» (г. Алматы)

Свидетельство о постановке на учет периодического печатного издания в Комитете информации и архивов
Министерства культуры и информации Республики Казахстан №5543-Ж, выданное 01.06.2006 г.

Периодичность: 6 раз в год.

Тираж: 300 экземпляров.

Адрес редакции: 050010, г. Алматы, ул. Шевченко, 28, ком. 219, 220, тел.: 272-13-19, 272-13-18,
www.nauka-nanrk.kz / physics-mathematics.kz

© Национальная академия наук Республики Казахстан, 2018

Адрес типографии: ИП «Аруна», г. Алматы, ул. Муратбаева, 75.

E d i t o r i n c h i e f
doctor of physics and mathematics, professor, academician of NAS RK **G.M. Mutanov**

E d i t o r i a l b o a r d:

Dzhumadildayev A.S. prof., academician (Kazakhstan)
Kalmenov T.Sh. prof., academician (Kazakhstan)
Zhantayev Zh.Sh. prof., corr. member. (Kazakhstan)
Umirbayev U.U. prof. corr. member. (Kazakhstan)
Zhusupov M.A. prof. (Kazakhstan)
Dzhumabayev D.S. prof. (Kazakhstan)
Asanova A.T. prof. (Kazakhstan)
Boshkayev K.A. PhD (Kazakhstan)
Suragan D. corr. member. (Kazakhstan)
Quevedo Hernando prof. (Mexico),
Dzhunushaliyev V.D. prof. (Kyrgyzstan)
Vishnevskiy I.N. prof., academician (Ukraine)
Kovalev A.M. prof., academician (Ukraine)
Mikhalevich A.A. prof., academician (Belarus)
Pashayev A. prof., academician (Azerbaijan)
Takibayev N.Zh. prof., academician (Kazakhstan), deputy editor in chief.
Tiginyanu I. prof., academician (Moldova)

News of the National Academy of Sciences of the Republic of Kazakhstan. Physical-mathematical series.

ISSN 2518-1726 (Online), ISSN 1991-346X (Print)

Owner: RPA "National Academy of Sciences of the Republic of Kazakhstan" (Almaty)

The certificate of registration of a periodic printed publication in the Committee of information and archives of the Ministry of culture and information of the Republic of Kazakhstan N 5543-Ж, issued 01.06.2006

Periodicity: 6 times a year

Circulation: 300 copies

Editorial address: 28, Shevchenko str., of. 219, 220, Almaty, 050010, tel. 272-13-19, 272-13-18,
www.nauka-nanrk.kz/physics-mathematics.kz

© National Academy of Sciences of the Republic of Kazakhstan, 2018

Address of printing house: ST "Aruna", 75, Muratbayev str, Almaty

NEWS

OF THE NATIONAL ACADEMY OF SCIENCES OF THE REPUBLIC OF KAZAKHSTAN

PHYSICO-MATHEMATICAL SERIES

ISSN 1991-346X

<https://doi.org/10.32014/2018.2518-1726.13>

Volume 6, Number 322 (2018), 23 – 27

UDC 515.1; 004.932

N.G.Makarenko¹, ChoYong-beom², A.B.Yessenaliyeva¹¹Institute of information and computational technologies, Kazakhstan, Almaty²Konkuk University, South Korea, Seoula.esenalieva@mail.ru

RIEMANNIAN METRIC FOR TEXTURE RECOGNITION

Abstract. The article discusses the recognition of textures on digital images by methods of computational topology and Riemannian geometry. Topological properties of patterns are represented by segments (barcodes) obtained by filtering by the level of photometric measure. Beginning of barcode encodes level at which topological property appears (connected component and/or “hole”), and its end - level at which the property disappears. Barcodes are conveniently parameterized by coordinates of their ends in rectangular coordinate system “birth” and “death” of topological property. Such representation in form of a cloud of points on plane is called a persistence diagram (PD). In the article show that texture class recognition results are significantly better compared to other vectorization methods of PD.

Keywords: Riemannian metric, persistence diagram, probability density function, persistent image (PI).

To describe the patterns of digital images, we use TDA - Topological Data Analysis [1,2]. TDA does not require any a priori assumptions about nature of data source and allows to extract new knowledge from changingshape of neighborhoods of points in space of features.

The approach is associated with persistent images [3], using Riemannian metric to calculate distances between persistence diagrams (PD) is based on analogy, which originates in quantum mechanics (Figure 1).

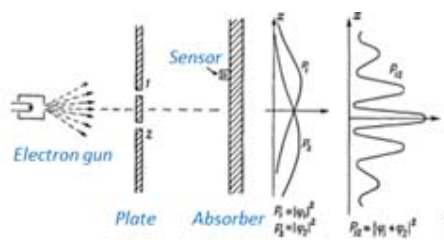


Figure 1 - Experience with two slits[4]

Electrons from gun pass through plate with two slits. In case without absorber, wave interference is described by joint distribution P_{12} . Presence of detector leads to double-humped distribution

$$P_1 + P_2 \neq P_{12}.$$

In quantum mechanics introduces a probability amplitude $P_i = |\varphi_i|^2$. Assuming that amplitudes from two slits add up, we obtain:

$$P_{12} = |\varphi_1 + \varphi_2|^2 = |\varphi_1|^2 + |\varphi_2|^2 + 2|\varphi_1\varphi_2|^2 = P_1 + P_2 + 2|\varphi_1\varphi_2|^2 \quad (1)$$

Probability density defined on persistence diagrams does not form vector space. But if we introduce additive probability amplitudes, then we can transfer them to Hilbert unit sphere. The distance on such

sphere does not depend on the choice of beginning of coordinates and number of points in compared diagrams.

The approach that realizes this idea is based on positive definite multiscale kernel [5,6]. It is relied on the vector representation of persistence diagram in the form of persistent image (PI). Since each PD consists of set of points in 2D, we start by creating a two-dimensional probability density function (pdf) using Gaussian kernel with zero mean and variance σ^2 . For each probability density function, we calculate the representation in the form of square root $\phi(x) = \sqrt{pdf}$. In this case, persistence diagram, as element of geodesic γ between the compared diagrams X and Y , can be written as:

$$\gamma(s) = (1-s)x + s\phi(x), \quad (2)$$

where x - point on diagram X , $\phi(x)$ is corresponding point of diagram Y , and $s \in [0,1]$ parametrizes the geodesic.

Without loss of generality we assume that all probability density functions lie in $[0,1]^2$. The analyzed space of probability density functions is:

$$P = \{p : [0,1] \times [0,1] \rightarrow \mathfrak{R} \mid \forall x, y \mid p(x, y) \geq 0, \int_0^1 \int_0^1 p(x, y) dx dy = 1\} \quad (3)$$

Transition from pdf to probability amplitudes is closely related to so-called Fisher-Rao information metric. For discrete probability space Fisher metric can be considered simply as Euclidean metric bounded by positive "quadrant" of unit sphere after corresponding change of variables. Consider Euclidean space $y = (y_0, \dots, y_n) \in R^{N+1}$. The metric will be defined by quadratic form:

$$h = \sum_{i=0}^N dy_i dy_i, \quad (4)$$

where dy_i is 1-forms, which form basis in co-tangent space.

Denote by $\frac{\partial}{\partial y_j}$ basis vectors in the tangent space, so that:

$$dy_j \left(\frac{\partial}{\partial y_k} \right) = \delta_{jk}. \quad (5)$$

Define N -dimensional unit sphere embedded in the $(N+1)$ -dimensional Euclidean space as:

$$\sum_{i=0}^N y_i^2 = 1 \quad (7)$$

This embedding induces metric on sphere, which follows directly from Euclidean metric of surrounding space. Introduce variable change $p_i = y_i^2$.

The equation of sphere then takes the form of a condition of the probability normalization:

$$\sum_i p_i = 1, \quad (8)$$

and metric becomes:

$$h = \sum_i dy_i dy_i = \sum_i d\sqrt{p_i} d\sqrt{p_i} = \frac{1}{4} \sum_i \frac{dp_i dp_i}{p_i} = \frac{1}{4} \sum_i p_i d(\log p_i) d(\log p_i). \quad (9)$$

The last expression represents a quarter of Fisher's information metric[7]. Probabilities are parametric functions of the manifold of variables θ , thus $p_i = p_i(\theta)$. Then we obtain the induced metric on parametric manifold:

$$h = \frac{1}{4} \sum_i p_i d(\log p_i(\theta)) d(\log p_i(\theta)) = \frac{1}{4} \sum_{jk} \sum_i p_i(\theta) \frac{\partial \log p_i(\theta)}{\partial \theta_j} \frac{\partial \log p_i(\theta)}{\partial \theta_k} d\theta_j d\theta_k, \quad (10)$$

or in coordinate form Fisher's information metric is determined by the tensor:

$$g_{ik}(\theta) = 4h_{jk}^{fisher} = 4h \left(\frac{\partial}{\partial \theta_j}, \frac{\partial}{\partial \theta_k} \right). \quad (11)$$

Geodesic in Fisher metric is difficult to compute. Therefore, we will use representation proposed in the paper [8]. It strongly simplifies subsequent calculations. Instead of probabilities, we will consider the space:

$$\Psi = \{ \psi : [0,1] \times [0,1] \rightarrow \mathfrak{R} \mid \psi \geq 0, \text{ и } \int_0^1 \int_0^1 \psi^2(x,y) dx dy = 1 \} \quad (12)$$

For any two tangent vectors $v_1, v_2 \in T_\Psi(\Psi)$, Fisher-Rao metric is defined as scalar product in Hilbert space:

$$\langle v_1, v_2 \rangle = \int_0^1 \int_0^1 v_1(x,y) v_2(x,y) dx dy. \quad (13)$$

It implies that representation in the form of square root $\psi = \sqrt{p}$ makes space a unit Hilbert sphere with a given metric in the form of scalar product. For two points ψ_1, ψ_2 in such space, geodesic distance between them is defined as:

$$d_H(\psi_1, \psi_2) = \cos^{-1}(\langle \psi_1, \psi_2 \rangle), \quad (14)$$

where in calculating the scalar product of two points ψ_1, ψ_2 we normalize scalar product using standard Frobenius norm. Computational complexity for such distances between persistence diagrams increases as $O(K^2)$, for $K \times K$ discretization on $[0,1]^2$. Increasing of K leads to increasing of accuracy of determination of distances, but increases computational complexity.



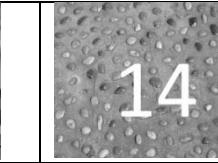





Numerical results. For the experiment, we chose the value of resolution parameter of persistent images $K = 200$. From standard image database [9] four texture classes were selected, two of which contain vegetation images and two - images of inanimate nature. Each class contains 40 images.

In experiments, we calculated the average value and variance of Riemannian distances of PI both within each class and pairwise for all pairs of texture classes. When calculating the distance between two classes, Riemannian distances between all possible pairs of PI textures of two compared classes are computed.

The results are shown in the table. Thus, firstly, all distances between PI of textures within one class are computed. Then, all pairwise distances between PI of textures of different classes are calculated. The average distances between the corresponding PI for Betti 0 and Betti 1 within the class are less than corresponding distances to PI from another class.

However, variances within classes are quite high. Therefore, there may occur cases when Riemannian distance between two arbitrarily taken textures from different classes may be less than the average distance inside the class. For practical use, it is usually necessary to determine the aboutness of not two separately taken textures, but belonging of the considered sample to certain class of textures: grass, stones, water, etc. In such a case, it is appropriate for classes building of averaged topological features. Average distances and variance within each of the classes are shown in the table.

Table-Mean and variance of Riemannian distance between all pairs of persistent images (PIs) of textures of 4 classes

				
	$\langle \beta_0 \rangle = 10.1$ $\sigma(\beta_0) = 4.4$ $\langle \beta_1 \rangle = 8.9$ $\sigma(\beta_1) = 4.5$	$\langle \beta_0 \rangle = 11.7$ $\sigma(\beta_0) = 3.9$ $\langle \beta_1 \rangle = 12.9$ $\sigma(\beta_1) = 2.9$	$\langle \beta_0 \rangle = 29.0$ $\sigma(\beta_0) = 4.4$ $\langle \beta_1 \rangle = 23.3$ $\sigma(\beta_1) = 5.3$	$\langle \beta_0 \rangle = 25.3$ $\sigma(\beta_0) = 5.2$ $\langle \beta_1 \rangle = 13.9$ $\sigma(\beta_1) = 3.8$
		$\langle \beta_0 \rangle = 11.7$ $\sigma(\beta_0) = 4.7$ $\langle \beta_1 \rangle = 7.8$ $\sigma(\beta_1) = 3.1$	$\langle \beta_0 \rangle = 32.8$ $\sigma(\beta_0) = 2.9$ $\langle \beta_1 \rangle = 26.0$ $\sigma(\beta_1) = 3.0$	$\langle \beta_0 \rangle = 29.3$ $\sigma(\beta_0) = 4.8$ $\langle \beta_1 \rangle = 19.0$ $\sigma(\beta_1) = 2.3$
			$\langle \beta_0 \rangle = 19.1$ $\sigma(\beta_0) = 11.7$ $\langle \beta_1 \rangle = 13.9$ $\sigma(\beta_1) = 6.6$	$\langle \beta_0 \rangle = 38.3$ $\sigma(\beta_0) = 4.7$ $\langle \beta_1 \rangle = 22.6$ $\sigma(\beta_1) = 4.8$
				$\langle \beta_0 \rangle = 23.6$ $\sigma(\beta_0) = 15.1$ $\langle \beta_1 \rangle = 16.1$ $\sigma(\beta_1) = 7.7$

In the lines and columns there are 4 classes of textures. The numbers indicate the texture class number. Diagonal elements correspond to distances between PIs of textures inside the class. Off-diagonal elements correspond to pairwise distances between PIs of textures of the two corresponding to line and column of classes. Mean value and variance are calculated separately for Riemannian distances of PI of Betti 0 and Betti 1.

Conclusion. Obtained results show that the described approach allows, bypassing large computational complexities, to classify reliably the textures even without the use of machine learning methods.

The work has been done due to support of grant №AP05134227 of MES of RK.

REFERENCES

[1] Edelsbrunner H., Harer J., *Computational Topology, An Introduction*, Amer. Math. Soc. 2009. 241 p.
 [2] Ghrist R. W. *Elementary applied topology*. Seattle : Createspace, 2014
 [3] M.N. Kalimoldayev, N.G. Makarenko, I.T. Pak, A.B. Yessenaliyeva Texture recognition by the methods of topological data analysis // *Open Engineering*. №6. 2016. P.326-334.
 [4] Фейнман Р., Лейтон Р., Сэндс М. *Фейнмановские лекции по физике*. М.:Мир, 1976. - С. 207.
 [5] Anirudh R. et al., A Riemannian Framework for Statistical Analysis of Topological Persistence Diagrams, *ArXiv e-prints*, 1605.08912, 2016: 09.2016.
 [6] H. Adams, S. Chepushtanova, T. Emerson, et al. A stable vector representation of persistent homology // *arXiv preprint arXiv:1507.06217*: 09.2016.
 [7] Amari S., Nagaoka H. *Methods of information geometry*. - American Mathematical Society, 2000. Vol.191. 13 p.
 [8] A. Srivastava, I. Jermyn, and S. Joshi. Riemannian analysis of probability density functions with applications in vision // *IEEE Conference on Computer Vision and Pattern Recognition*. 2007. P. 1–8.
 [9] Data base of textures: <http://www.cfar.umd.edu/~fer/website-texture/texture.htm>
 [10] Askarova AS, Bolegenova SA, etc (2017) Investigation of aerodynamics and heat and mass transfer in the combustion chambers of the boilers PK-39 and BKZ-160, *News of the National Academy of Sciences of the Republic of Kazakhstan-Series physico-mathematical*, 2:27-38. DOI: <https://doi.org/10.32014/2018.2518-1726>.

УДК 515.1; 004.932

Н.Г. Макаренко¹, Чойонг-беом², А.Б.Есеналиева¹¹Ақпараттық және есептеуіш технологиялар институты;
²Конкук Университеті, Оңтүстік Корея, Сеул**ТЕКСТУРАЛАРДЫ ТАҢУ ҮШІН РИМАНМЕТРИКАСЫ**

Аннотация. Мақалада сандық бейнелердегі текстураларды есептеу топология және Риман геометриясы әдістерімен тану талқыланады. Паттерлердің топологиялық қасиеттері фотометриялық өлшем деңгейі бойынша сүзу кезінде алынған кесінділермен (баркодтармен) берілген. Баркодтың басы топологиялық сипат (байланыс компоненті және/немесе "тесік") пайда болатын деңгейді, ал оның соңы – сипат жоғалатын деңгейді кодтайды. Баркодтарды топологиялық қасиеттің "туу" және "өлім" координаттарының тікбұрышты жүйесіндегі олардың ұштарының координаттарын параметрлеуге ыңғайлы. Жазықтықтағы нүктелердің бұлт түріндегі мұндай көрініс персистенттік диаграмма (ПД) деп аталады. Мақалада басқа ДП векторизация әдістерімен салыстырғанда, текстураның сыныптарын тану нәтижелері айтарлықтай жақсы екендігі көрсетілген.

Түйін сөздер: Риман метрикасы, персистенттік диаграммасы, ықтималдықтығыздығы функциясы, персистенттібейнелер (ПБ).

УДК 515.1; 004.932

Н.Г. Макаренко¹, Чойонг-беом², А.Б.Есеналиева¹¹Институт информационных и вычислительных технологий КН МОН РК;
²Университет Конкук, Южная Корея, Сеул**РИМАНОВА МЕТРИКА ДЛЯ РАСПОЗНАВАНИЯ ТЕКСТУР**

Аннотация. В статье обсуждается распознавание текстур на цифровых изображениях методами вычислительной топологии и римановой геометрии. Топологические свойства паттернов представлены отрезками (баркодами), полученными при фильтрации по уровню фотометрической меры. Начало баркода кодирует уровень на котором появляется топологическое свойство (компонента связности и/или «дыра»), а его конец – уровень на котором свойство исчезает. Баркоды удобно параметризовать координатами их концов в прямоугольной системе координат «рождение» и «смерть» топологического свойства. Такое представление в форме облака точек на плоскости, называют диаграммой персистентности (ДП). В статье показано, что результаты распознавания классов текстур существенно лучше, по сравнению с другими способами векторизации ДП.

Ключевые слова: Риманова метрика, диаграмма персистентности, функция плотности вероятности, персистентное изображение (ПИ).

Information about authors:

Makarenko N. D. – doctor of technical Sciences, chief researcher of the Institute of information and computing technologies;

Cho Yong-Beom – professor, PhD, Konkuk University, Korea, Seoul;

Esenaliev A. B. – PhD students, MSC Institute of information and computing technology, MES RK,

МАЗМУНЫ

<i>Асқарова А.С., Бөлегенова С.Ә., Шафаржик П., Бөлегенова С.Ә., Максимов В.Ю., Бекетаева М.Т., Нұрманова А.О.</i>	
Қазандықтардың жану камераларында шаңтектес көмірдің жану процестерінің заманауи компьютерлік тәжірибелері....	5
<i>Насурлла Маулен, Буртебаев Н., Керімқұлов Ж. К., Сузуки Т., Сакута С. Б., Насурлла Маржан, Ходжаев Р.</i>	
Энергисы 14.5 МэВ дейтрондардың ⁷ Li ядроларынан шашырауын зерттеу.....	15
<i>Макаренко Н.Г., Чойонг-беом, Есеналиева А.Б.</i> Тектураларды тану үшін риманметрикасы.....	
	23
<i>Дауылбаев М.Қ., Атахан Н., Мирзакулова А.Е.</i> Жоғарғы ретті сингулярлы ауытқыған интегралды-дифференциалдық теңдеу үшін жалпыланған бастапқы секірісті шеттік есебі шешімінің асимптотикалық жіктелуі.....	
	28
<i>Жұматов С.С.</i> Автономды емес негізгі басқару жүйелерінің бағдарламалық көпбейнесінің абсолют орнықтылығы	
	37
<i>Амангельдиева А., Қайратқызы Д., Қонысбаев Т.</i> Қараңғы материя үшін бейстационар күй параметрі.....	
	44
<i>Бадаев С.А., Калмурзаев Б.С., Кабылжанова Д.К., Абешев К.Ш.</i> Универсал позитив жарты реттер.....	
	49
<i>Жақып-тегі К. Б.</i> Сүзгінің табиғаттық теңдеулері. «Дарси заңының» құрығаны.....	
	54

СОДЕРЖАНИЕ

<i>Аскарова А.С., Болегенова С.А., Шафаржик П., Болегенова С.А., Максимов В.Ю., Бекетаева М.Т., Нугманова А.О.</i> Современные компьютерные эксперименты процессов сжигания угольной пыли в топочных камерах котлов.....	5
<i>Насурлла Маулен, Буртебаев Н., Керимкулов Ж. К., Сузуки Т., Сакута С. Б., Насурлла Маржан, Ходжаев Р.</i> Исследование рассеяния дейтронов на ядрах ${}^7\text{Li}$ при энергии 14.5 МэВ.....	15
<i>Макаренко Н.Г., Чойлонг-беом, Есеналиева А.Б.</i> Риманова метрика для распознавания текстур.....	23
<i>Дауылбаев М.К., Атахан Н., Мирзакулова А.Е.</i> Асимптотическое разложение решения общей краевой задачи с начальными скачками для высшего порядка сингулярно возмущенное интегро-дифференциальное уравнение.....	28
<i>Жуматов С.С.</i> Абсолютная устойчивость программного многообразия неавтономных основных систем управления.....	37
<i>Амангельдиева А., Кайраткызы Д., Конысбаев Т.</i> О нестационарном параметре состояния темной материи.....	44
<i>Бадаев С.А., Калмурзаев Б.С., Кабылжанова Д.К., Абешев К.Ш.</i> Универсальные позитивные предпорядки.....	49
<i>Жакупов К. Б.</i> Уравнения естественной фильтрации. Фиаско "закона Дарси".....	54

CONTENTS

<i>Askarova A.S., Bolegenova S.A., Safarik P., Bolegenova S.A., Maximov V.Yu., Beketayeva M.T., Nugymanova A.O.</i> Modern computing experiments on pulverized coal combustion processes.....	5
<i>Nassurlla Maulen, Burtebayev N., Kerimkulov Zh.K., Suzuki T., Sakuta S.B., Nassurlla Marzhan, Khojaye R.</i> Investigation of deuteron scattering BY ${}^7\text{Li}$ nuclei at energy of 14.5 MeV	15
<i>Makarenko N.G., ChoYong-beom, Yessenaliyeva A.B.</i> Riemannian metric for texture recognition.....	23
<i>Dauylbayev M.K., Atakhan N., Mirzakulova A.E.</i> Asymptotic expansion of solution of general bvp with initial jumps for higher-ordersingularly perturbed integro-differential equation.....	28
<i>Zhumatov S.S.</i> Absolute stability of a program manifold of non-autonomous basic control systems	37
<i>Amangeldiyeva A., Kairatkyzy D., Konyzbayev T.</i> On the nonstationary parameter of state for dark matter.....	44
<i>Badaev S.A., Kalmurzayev B.S., Kabylzhanova D.K., Abeshev K.Sh.</i> Universal positive preorders.....	49
<i>Jakupov K. B.</i> Natural filtration equations. Fiasco“ of Darcy's LAW”.....	54

**Publication Ethics and Publication Malpractice
in the journals of the National Academy of Sciences of the Republic of Kazakhstan**

For information on Ethics in publishing and Ethical guidelines for journal publication see <http://www.elsevier.com/publishingethics> and <http://www.elsevier.com/journal-authors/ethics>.

Submission of an article to the National Academy of Sciences of the Republic of Kazakhstan implies that the described work has not been published previously (except in the form of an abstract or as part of a published lecture or academic thesis or as an electronic preprint, see <http://www.elsevier.com/postingpolicy>), that it is not under consideration for publication elsewhere, that its publication is approved by all authors and tacitly or explicitly by the responsible authorities where the work was carried out, and that, if accepted, it will not be published elsewhere in the same form, in English or in any other language, including electronically without the written consent of the copyright-holder. In particular, translations into English of papers already published in another language are not accepted.

No other forms of scientific misconduct are allowed, such as plagiarism, falsification, fraudulent data, incorrect interpretation of other works, incorrect citations, etc. The National Academy of Sciences of the Republic of Kazakhstan follows the Code of Conduct of the Committee on Publication Ethics (COPE), and follows the COPE Flowcharts for Resolving Cases of Suspected Misconduct (http://publicationethics.org/files/u2/New_Code.pdf). To verify originality, your article may be checked by the Cross Check originality detection service <http://www.elsevier.com/editors/plagdetect>.

The authors are obliged to participate in peer review process and be ready to provide corrections, clarifications, retractions and apologies when needed. All authors of a paper should have significantly contributed to the research.

The reviewers should provide objective judgments and should point out relevant published works which are not yet cited. Reviewed articles should be treated confidentially. The reviewers will be chosen in such a way that there is no conflict of interests with respect to the research, the authors and/or the research funders.

The editors have complete responsibility and authority to reject or accept a paper, and they will only accept a paper when reasonably certain. They will preserve anonymity of reviewers and promote publication of corrections, clarifications, retractions and apologies when needed. The acceptance of a paper automatically implies the copyright transfer to the National Academy of Sciences of the Republic of Kazakhstan.

The Editorial Board of the National Academy of Sciences of the Republic of Kazakhstan will monitor and safeguard publishing ethics.

Правила оформления статьи для публикации в журнале смотреть на сайтах:

www.nauka-nanrk.kz

<http://www.physics-mathematics.kz>

ISSN 2518-1726 (Online), ISSN 1991-346X (Print)

Редакторы *М. С. Ахметова, Т. А. Апендиев, Д. С. Аленов*
Верстка на компьютере *А. М. Кульгинбаевой*

Подписано в печать 05.12.2018.
Формат 60x881/8. Бумага офсетная. Печать – ризограф.
4,75 п.л. Тираж 300. Заказ 6.