

NEWS

OF THE NATIONAL ACADEMY OF SCIENCES OF THE REPUBLIC OF KAZAKHSTAN

PHYSICO-MATHEMATICAL SERIES

ISSN 1991-346X

<https://doi.org/10.32014/2019.2518-1726.30>

Volume 3, Number 325 (2019), 114 – 119

UDC 539.171

**N. Burtebayev¹, Zh.K. Kerimkulov^{1,2}, D.M. Janseitov^{1,3}, A.S. Demyanova⁴,
L.I. Galanina⁵, D.K. Alimov^{1,2}, Y.S. Mukhamejanov^{1,6}, N. Amangeldi², M. Nassurlla^{1,6},
A. Aimaganbetov², Y. Nurtazin^{1,6}, K. Talpakova^{1,2}, R. Khodjaev^{1,6}, A. Sabidolda¹,
S.M. Bekbaev⁷, D.Ya. Kurban⁷, B.S. Mammetov⁷**

¹Institute of Nuclear Physics, Almaty, Kazakhstan;

²L.N.Gumilyov ENU, Astana, Kazakhstan;

³Joint Institute for Nuclear Research, Dubna, Russia;

⁴National Research Center “Kurchatov Institute”, Moscow, Russia;

⁵SINP MSU, Moscow, Russia; ⁶al-Farabi KazNU, Almaty, Kazakhstan;

⁷A.Yassawi IKTU, Turkestan, Kazakhstan

STUDY OF ELASTIC AND INELASTIC SCATTERING OF DEUTREONS BY ¹³C NUCLEI AT ENERGY E_d=18 MeV

Abstract. The differential cross sections of elastic and inelastic ($3/2^-$ excited state of ¹³C, E_x = 3.684 MeV) scattering of deuterons by ¹³C nuclei at energy E_d = 18 MeV in the angular range $\theta_{\text{lab}} = 10^\circ\text{-}75^\circ$ have been measured at the U-150M cyclotron (Almaty, Kazakhstan). The total error of the experimental data obtained does not exceed 10%. The standard dE-E method of registration and identification of interaction products was used in the experiment. Thin carbon films with a thickness of about 150 $\mu\text{g}/\text{cm}^2$ of about 80% enrichment by ¹³C were used as targets. A theoretical analysis was made within the framework of the optical model of the nucleus and the coupled channels method. The values of the quadrupole deformation were determined, which are in good agreement with the literature data. It is shown that in order to improve the theoretical description of experimental data, additional mechanisms (reactions, other inelastic processes) that can influence the formation of scattering cross sections must be taken into account in the calculations.

Key words: differential cross sections, optical potentials, deformation parameters.

Introduction. The success of the diffraction mechanism with strong absorption in explaining the elastic and inelastic scattering of alpha particles has stimulated interest in new research on the scattering of other particles, including deuterons, by light nuclei. Since the structure of the alpha particle is strongly coupled, while the deuteron is weakly coupled, it remains an open question whether diffraction with strong absorption in deuteron scattering plays an equally important role, especially in case of light nuclei.

In recent years, the scattering of deuterons by carbon isotopes nuclei has been investigated at energies from 4 to 17 MeV. Analysis of ¹²C(d,d)¹²C the reaction in the energy range 9-14 MeV [1,2] with a simple interaction potential, established the applicability of the optical model for light nuclei. To date, there have been few studies on the scattering of deuterons by ¹³C nuclei. There are only a few works where elastic scattering was studied at energies of 13.7±17 MeV [3-7]. Data on inelastic scattering are completely absent.

The study of elastic and inelastic processes of interaction of deuterons with nuclei is one of the main sources of information on the properties of the ground and low lying excited states of atomic nuclei [8]. These processes, occurring during collisions of nuclei with energies of several tens of MeV, provide valuable information about the structure of specific nuclear states.

Experimental methods and measurement results.

Measurements of the cross sections for deuteron scattering processes on ^{13}C nuclei were carried out on extracted beams of the U-150M isochronous cyclotron of the Institute of Nuclear Physics (Almaty, Kazakhstan) with an energy of $E_d = 18$ MeV. The interval of measured angles is 10-75 degrees in the laboratory coordinate system.

The deuteron beam was conducted through a collimation system (two collimators 2 mm in diameter, placed 440 mm from each other) and formed a 2 mm spot on the target. Careful adjustment of the collimator system, as well as the mobile device with a detector for measuring the angular distributions, made it possible to reduce the error in determining the angle to $\pm 0.20^\circ$. The experiment used a standard experimental ΔE -E method for detecting and identifying particles.

Thin films of ^{13}C (isotopic enrichment of about 80%) made using electron-beam sputtering were used as targets. During the experiments, several self-sustaining films with a thickness of about $150 \mu\text{g}/\text{cm}^2$ were used. An example of the spectrum of scattered deuterons on the target is shown in Figure 1.

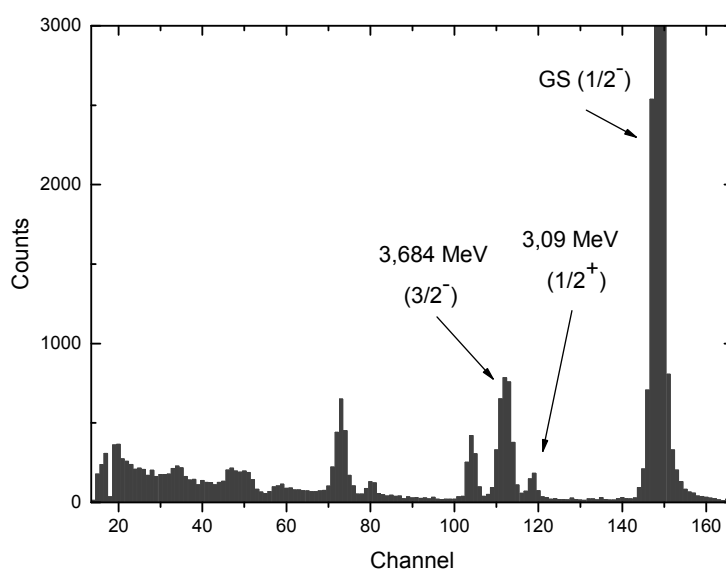


Figure 1 - Spectrum of deuterons scattered by ^{13}C nuclei at an angle of 40 degrees

The total error of the obtained experimental data did not exceed 10 percent. The angular distributions of the measured differential cross sections are presented in Figures 2 and 3 (the symbols are triangles).

Theoretical analysis.

The theoretical elastic scattering cross sections were analyzed using the standard optical model (OM). The calculations were extended using global optical potentials for deuterons obtained in the work of Haixia An [9]. The parameters of the potentials are given in Table 1. Figure 2 presents a comparison of the experimental data with the cross sections calculated within the OM. It can be seen that the calculated cross sections (the solid line in Figure 2) reproduce the experiment quite well.

Table 1 - Optical potential parameters used in the calculations within the framework of optical model and the coupled channels method

V	r_V	a_V	W_S	r_S	a_S	W_D	r_D	a_D	V_{SO}	r_{SO}	a_{SO}	r_C
89,04	1,15	0,75	2,22	1,35	0,62	10,28	1,4	0,68	3,557	0,97	1011	1,303

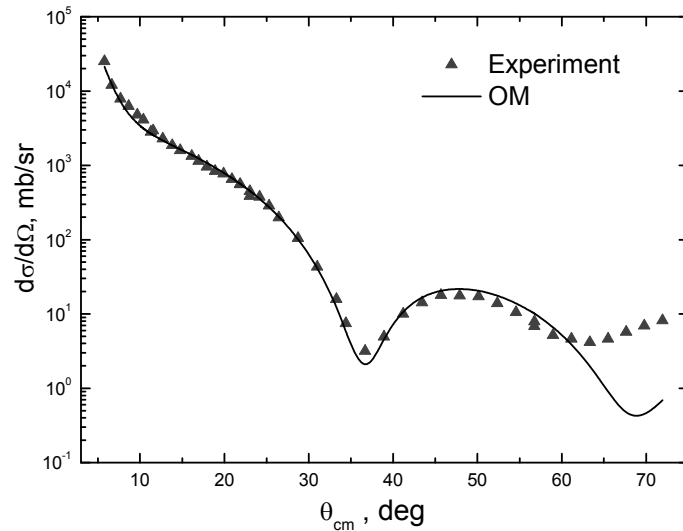


Figure 2. - Comparison of experimental data on elastic scattering with theoretical cross sections calculated within OM using the potentials from Table 1

Inelastic scattering cross sections were calculated within the framework of the coupled channels method (CC) using the FRESCO computer code [10,11]. The coupling between the ground ($1/2^-$) and excited ($E_x = 3.684$ MeV, $3/2^-$) states of the ^{13}C nucleus in deuteron scattering was taken into account within the framework of the rotational model with the form factor

$$V^\lambda(R) = -\frac{\delta_\lambda}{\sqrt{4\pi}} \frac{dU(R)}{dR}$$

for quadrupole transitions ($\lambda = 2$), where δ_λ is the length of the multipole deformation.

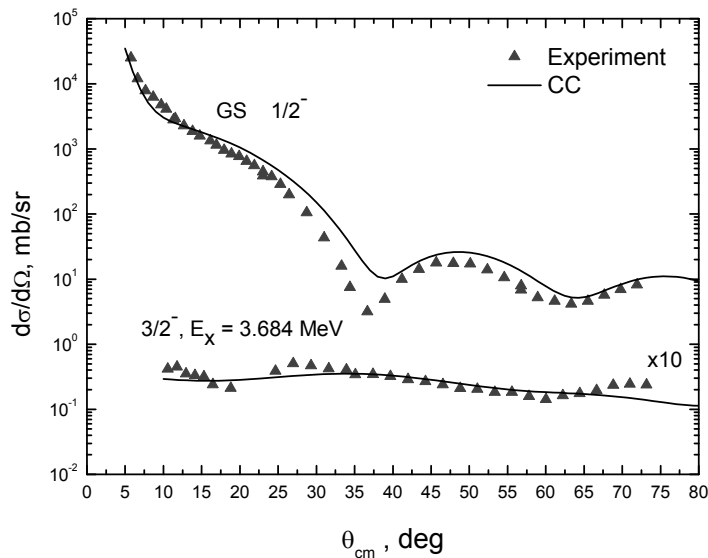


Figure 3 - Comparison of experimental data with theoretical cross sections calculated within the framework of the CC method (elastic scattering is above, inelastic scattering is below)

In the calculations, the potentials from Table 1 were used. The length of the quadrupole deformation was determined from the fit of the calculated cross sections to the experimental data and was $\delta_2 = 0.54$. The found value agrees well with the literature data [12-16]. Figure 3 presents a comparison of the calculated cross sections (solid line) with experimental data. It is seen that the coupling of channels worsened the description of elastic scattering in the region of angles up to 60 degrees. Probably, to eliminate this problem, it is necessary to include additional processes in the coupling: reactions and inelastic channels with excitation of other levels of the ^{13}C nucleus [17-21].

Conclusion. With an error of no more than 10%, the angular distributions of the differential cross sections of elastic and inelastic (excited states of ^{13}C : $3/2^-$, $E_x = 3.684$ MeV) scattering of deuterons on ^{13}C nuclei at an energy $E_d = 18$ MeV in the forward angles region have been measured. The values of the quadrupole deformation are determined, which are in good agreement with the literature data. It is shown that in order to improve the theoretical description of experimental data, additional mechanisms (reactions, other inelastic processes) that can influence the formation of cross sections must be taken into account in the calculations.

ӘОЖ 539.171

Н. Буртебаев¹, Ж.К. Керимкулов^{1,2}, Д.К. Джансейтов^{1,3}, А.С. Демьянова⁴,
Л.И. Галанина⁵, Д.К. Алимов^{1,2}, Е.С. Мухамеджанов^{1,6}, Н. Амангелді², М. Насурлла^{1,6},
А. Аймаганбетов², Е. Нургазин^{1,6}, К. Талпакова^{1,2}, Р. Ходжаев^{1,6}, А. Сабидолла¹,
С.М. Бекбаев⁷, Д.Я. Курбан⁷, Б.С. Мамметов⁷

¹Ядролық физика институты, Алматы, Қазақстан;

²Л.Н. Гумилев атындағы ЕҰУ, Астана, Қазақстан;

³Біріккен ядролық физика институты, Дубна, Ресей;

⁴«Курчатов институты» Ұлттық зерттеу орталығы, Мәскеу, Ресей;

⁵ММУ ЯФҒЗИ, Мәскеу, Ресей; ⁶әл-Фараби атындағы ҚазҰУ, Алматы, Қазақстан;

⁷А.Яссауи атындағы ХҚТУ, Түркістан, Қазақстан

$E_d = 18$ MeV ЭНЕРГИЯДА ^{13}C ЯДРОЛАРЫНАН ДЕЙТРОНДАРДЫҢ СЕРПІМДІ ЖӘНЕ СЕРПІМСІЗ ШАШЫРАУЫН ЗЕРТТЕУ

Аннотация. $\theta_{\text{lab}} = 10^\circ - 75^\circ$ бұрыштар диапазонында $E_d = 18$ MeV энергиялы дейтрондардың ^{13}C ядроларынан серпімді және серпімсіз (^{13}C ядросының қоздырылған күйі: $3/2^-$, $E_x = 3.684$ MeV) шашырау дифференциалдық қимасы У-150М (Алматы, Қазақстан) циклотронында өлшенді. Алынған эксперименттік мәліметтердің толық қателігі 10% аспайды. Экспериментте әсерлесу өнімдерін тіркеу және сәйкестендірі үшін стандартты dE-E әдісі қолданылды. Нысана ретінде қалыңдығы шамамен 150 мкг/см² болатын 80% байыталған ^{13}C жұқа көміртегі қабықшасы пайдаланылды. Теориялық талдаулар ядроның оптикалық моделі және байланысқан арналар әдісі төңірегінде жүргізілді. Анықталған квадрупольді деформация ұзындығының мәні әдебиеттік мәліметтермен жақсы үйлеседі. Эксперименттік мәліметтерді теориялық тұрғыдан дәлелдеуді жақсарту үшін есептеулерде шашырау кималарының пайда болуына әсер ететін қосымша механизмдерді (реакциялар, басқа серпімсіз процесстер) ескеру қажет.

Түйін сөздер: дифференциалдық қима, оптикалық потенциалдар, деформация параметрлері.

Н. Буртебаев¹, Ж.К. Керимкулов^{1,2}, Д.К. Джансейтов^{1,3}, А.С. Демьянова⁴, Л.И. Галанина⁵,
Д.К. Алимов^{1,2}, Е.С. Мухамеджанов^{1,6}, Н. Амангелді², М. Насурлла^{1,6}, А. Аймаганбетов², Е. Нуртазин^{1,6},
К. Талпакова^{1,2}, Р. Ходжаев^{1,6}, А. Сабидолда¹, С.М. Бекбаев⁷, Д.Я. Курбан⁷, Б.С. Мамметов⁷

¹Институт ядерной физики, Алматы, Казахстан;

²ЕНУ им. Л.Н. Гумилева, Астана, Казахстан;

³Объединенный институт ядерной физики, Дубна, Россия;

⁴Национальный исследовательский центр «Курчатовский институт», Москва, Россия;

⁵НИИЯФ МГУ, Москва, Россия; ⁶КазНУ им. аль-Фараби, Алматы, Казахстан;

⁷МКТУ им. А.Яссави, Туркестан, Казахстан

ИССЛЕДОВАНИЕ УПРУГОГО И НЕУПРУГОГО РАССЕЯНИЯ ДЕЙТРОНОВ НА ЯДРАХ ¹³C ПРИ ЭНЕРГИИ E_d = 18 MeV

Аннотация. На циклотроне У-150М (Алматы, Казахстан) измерены дифференциальные сечения упругого и неупругого (уровень возбуждения ядра ¹³C: 3/2⁺, E_x = 3.684 MeV) рассеяния дейтронов на ядрах ¹³C при энергии E_d = 18 MeV в диапазоне углов θ_{lab} = 10⁰ – 75⁰. В эксперименте использовалась стандартная dE-E методика регистрации и идентификации продуктов взаимодействия. В качестве мишеней использовались тонкие углеродные пленки толщиной порядка 150 мкг/см² и обогащением по ¹³C около 80%. Полная погрешность полученных экспериментальных данных не превышает 10%. Выполнен теоретический анализ в рамках оптической модели ядра и метода связанных каналов. Определены значения длин квадрупольной деформации, которые неплохо согласуются с литературными данными. Показано, что для улучшения теоретического описания экспериментальных данных в расчетах необходимо учитывать дополнительные механизмы (реакции, другие неупругие процессы), которые могут влиять на формирование сечений рассеяния.

Ключевые слова: дифференциальные сечения, оптические потенциалы, параметры деформации.

Authors information:

Burtebayev Nassurlla - Professor, Doctor of Physical and Mathematical Sciences, Head of the Laboratory of the Institute of Nuclear Physics, Almaty, Kazakhstan. nburtebayev@yandex.ru, <https://orcid.org/0000-0002-4715-9604>

Kerimkulov Zh. K. - zhambul-k@yandex.ru, <https://orcid.org/0000-0002-9226-2846>

Janseitov D. - janseit.daniar@gmail.com, <https://orcid.org/0000-0002-8355-3131>

Demyanova A.S. - a.s.demyanova@bk.ru, <https://orcid.org/0000-0001-5840-7055>

Galanina L. - galan.lidiyal@mail.ru, <https://orcid.org/0000-0003-1047-0439>

Alimov D. K. - dilyo@mail.ru, <https://orcid.org/0000-0003-2494-9563>

Mukhamejanov Y. S. - crafinho@mail.ru, <https://orcid.org/0000-0002-9064-6061>

Amangeldi N. - nur19792@mail.ru, <https://orcid.org/0000-0002-9416-5425>

Nassurlla Marzhan - morzhic@mail.ru, <https://orcid.org/0000-0003-0157-0083>

Aimagambetov A. - az.aimagambetov@mail.ru, <https://orcid.org/0000-0003-3055-5886>

Nurtazin Y. - nurtazin@inp.kz, <https://orcid.org/0000-0002-3033-2538>

Talpakova K. - tkk_777@mail.ru, <https://orcid.org/0000-0002-2659-5554>

Khojayev R. - ramazan_inp@mail.ru, <https://orcid.org/0000-0002-4308-3921>

Sabidolda A. - asabidolda@mail.ru, <https://orcid.org/0000-0001-6522-9736>

Bekbaev S. - bekbaev.mktu@mail.ru, <https://orcid.org/0000-0001-8457-7189>

Kurban D. - dilya.95d@mail.ru, <https://orcid.org/0000-0001-6077-4452>

Mammetov B.S. - bekzat.mammetov@mail.ru, <https://orcid.org/0000-0003-2628-9853>

REFERENCES

[1] Takai M., Kambara T., Tada K., Nakamura M. and Kobayashi S. Two-Step Process in the ¹²C(d, p)¹³C reaction. Journal of the Physics Society of Japan, 1977. V. 43. P.17-24.

[2] Nguyen Dai-Ca. Elastic and Inelastic Scattering of Deuterons from ⁹Be, ¹²C, ¹⁴N and ¹⁶O at 14 MeV. Journal of the Physics Society of Japan, 1966. V. 21. P. 2462.

[3] Guratzsch H., Slotta J., Stiller G. A study of deuteron scattering on ¹²C and ¹³C. Nuclear Physics A, 1970. V. 140. P. 129-140.

[4] Peterson R.J., Bhang H.C., Hamill J.J. and Masterson T.G. The ¹⁴C(α, α')¹⁴C and ¹³C(d, p)¹⁴C reactions. Nuclear Physics A, 1984. V. 425. P. 469-492.

[5] Thompson I.J. and Nunes F.M. Nuclear Reactions for AstroPhysics: Principles, Calculation and Applications of Low-Energy Reactions. // Cambridge Univ. Press. 2009, P. 115.

- [6] Liu Z.H. et. al. Asymptotic normalization coefficients and neutron halo of the excited states in ^{12}B and ^{13}C // *Physical Review C*. 2001. Vol. 64. P.034312.
- [7] Nolte M., Machner H. and Bojowald J. Global optical potential for α particles with energies above 80 MeV // *Physical Review C*. 1987. Vol. 36. P. 1312.
- [8] Nassurlla Maulen, Burtebayev N., Kerimkulov Zh.K., Suzuki T., Sakuta S.B., Nassurlla Marzhan, Khojayev R. Investigation of deuteron scattering by ^7Li nuclei at energy of 14.5 MeV // *News of the National Academy of Sciences of the Republic of Kazakhstan-Series physico-mathematical*, 2018. Vol.6, №322. P.15-22. DOI: <https://doi.org/10.32014/2018.2518-1726.12>
- [9] Haixia An and Chonghai Cai. Global deuteron optical model potential for the energy range up to 183 MeV // *Phys. Rev. C*. 2006. Vol.73. P. 054605.1-9.
- [10] Thompson I.J. *Fresco 2.0* // Department of physics, University of Surrey, Guildford GU2 7XH. England, 2006. 129 p.
- [11] Abele H. et. al. Measurement and folding-potential analysis of the elastic α -scattering on light nuclei // *Atomic nuclei*. 1987. Vol. 326. P.373-381.
- [12] Mezhevych S.Yu. The $^{13}\text{C}+^{11}\text{B}$ elastic and inelastic scattering and isotopic effects in the $^{12,13}\text{C}+^{11}\text{B}$ scattering // *Nuclear Physics A*. 2003. Vol. 724. P.29–46.
- [13] Burtebaev N. Kerimkulov Zh.K., Demyanova A.S., Janseitov D.M., Danilov A.N., Zholdybaev T.K., Alimov D.K. Issledovanie processov uprugogo rasseyaniya ionov ^3He na yadrah ^{13}C pri energiyah 50 i 60 MeV v ramkah opticheskogo i folding modelei // *Izvestiya NAN RK seriya fiz. mat.* 2016. T.306, №2. C. 55.
- [14] Burtebayev N., Burtebayeva D.T., Baktybayev M.K., Duisebayev B.A., Ogloblin A.A., Demyanova A.S., Sakuta C.B., Hamada Sh., Janseitov D.M., Nassurlla M. and Artemov S.V. Experimental and theoretical investigation of scattering of alpha particles from ^{13}C nuclei // *Proceedings of the Fifth AASPP Workshop on Asian Nuclear Reaction Database*. Mumbai, 2014. P.149-151.
- [15] Burtebaev N. Duysebaev B.A., Kerimkulov Zh.K., Muhamedzhanov E.S., Alimov D.K., Janseitov D.M., Saduev N.O., Glushhenko N.V., Sakuta S.B., Peterson R.Zh., Galanina L.I. Analiz uprugih i neuprugih rasseyaniy α -chastich i ionov ^3He na yadrah ^9Be , ^{13}C i deytrovon na yadrah ^{11}B pri nizkih energiyah // *Izvestiya NAN RK seriya fiz. mat.* 2016. T.305, №1. C.66.
- [16] Burtebayev N., Kerimkulov Zh., Demyanova A.S., Sakuta S.B., Morzabayev A.K., Janseitov D.M., Nassurlla M., Alimov D.K., Mukhamejanov Y.S. and Shakirov A.K. Experimental and theoretical investigation of scattering of alpha particles from ^{13}C nuclei // *Book of abstracts LXV International conference «NUCLEUS 2015»*. - Saint-Petersburg, 2015. P.96.
- [17] Janseitov D., Burtebayev N., Burtebayeva J., Baktybayev M., Nassurlla M., Demyanova A., Sakuta S. and Mukhamejanov Y. Investigation of α -particle scattering from ^{13}C at energy 29 MeV // *Abstract Book Nuclear Physics in Astrophysics 7*. York, 2015. - P.60.
- [18] Demyanova A.S. et.al. Spectroscopy of exotic states of ^{13}C // *EPJ Web of Conferences*. 2014. Vol. 66. P.02027. 105
Goncharov S. A. and Izadpanah A. Dispersive semimicroscopic analysis of nuclear-nuclear collisions on the basis of a corrected folding-model potential // *Physics of Atomic Nuclei*. 2007. Vol. 70. P.21.
- [19] Burtebayev N., Sakhiyev S.K., Janseitov D.M. Kerimkulov Zh., Alimov D. and Danilov A.N. Investigation of the elastic and inelastic scattering of α -particles from ^{13}C in the energy range 26.6–65MeV // *International Journal of Modern Physics E*. 2016. Vol. 25, No.10. P.1650078.
- [20] Burtebaev N. Demyanova A.S., Janseitov D.M., Kerimkulov Zh.K., Nasurlla M., Alimov D.K., Shakirov A.K. Vzaimodeystviya al'fa-chastich s yadrami ^{13}C pri energiyah 6.65-16.25 MeV/nuklon // *Izvestiya NAN RK seriya fiz. mat.* 2016. T.307, №3. C.36.
- [21] N. Burtebayev, D. M. Janseitov, Zh. Kerimkulov, Y. S. Mukhamejanov, M. Nassurlla, Demyanova, A. N. Danilov, A.A. Ogloblin, A.S. Aimaganbetov. Investigation of exotic states of ^{13}C at low energy // *International Journal of Modern Physics E* Vol. 27, No. 3 (2018) 1850025 (7 pages), DOI: 10.1142/S0218301318500258