

ISSN 2518-1491 (Online),
ISSN 2224-5286 (Print)

ҚАЗАҚСТАН РЕСПУБЛИКАСЫ
ҰЛТТЫҚ ҒЫЛЫМ АКАДЕМИЯСЫНЫҢ

Д.В. Сокольский атындағы «Жанармай,
катализ және электрохимия институты» АҚ

Х А Б А Р Л А Р Ы

ИЗВЕСТИЯ

НАЦИОНАЛЬНОЙ АКАДЕМИИ НАУК
РЕСПУБЛИКИ КАЗАХСТАН
АО «Институт топлива, катализа и
электрохимии им. Д.В. Сокольского»

NEWS

OF THE ACADEMY OF SCIENCES
OF THE REPUBLIC OF KAZAKHSTAN
JSC «D.V. Sokolsky institute of fuel, catalysis
and electrochemistry»

SERIES
CHEMISTRY AND TECHNOLOGY

3 (441)

MAY – JUNE 2020

PUBLISHED SINCE JANUARY 1947

PUBLISHED 6 TIMES A YEAR

ALMATY, NAS RK

NAS RK is pleased to announce that News of NAS RK. Series of chemistry and technologies scientific journal has been accepted for indexing in the Emerging Sources Citation Index, a new edition of Web of Science. Content in this index is under consideration by Clarivate Analytics to be accepted in the Science Citation Index Expanded, the Social Sciences Citation Index, and the Arts & Humanities Citation Index. The quality and depth of content Web of Science offers to researchers, authors, publishers, and institutions sets it apart from other research databases. The inclusion of News of NAS RK. Series of chemistry and technologies in the Emerging Sources Citation Index demonstrates our dedication to providing the most relevant and influential content of chemical sciences to our community.

Қазақстан Республикасы Ұлттық ғылым академиясы "ҚР ҰҒА Хабарлары. Химия және технология сериясы" ғылыми журналының Web of Science-тің жаңаланған нұсқасы Emerging Sources Citation Index-те индекстелуге қабылданғанын хабарлайды. Бұл индекстелу барысында Clarivate Analytics компаниясы журналды одан әрі the Science Citation Index Expanded, the Social Sciences Citation Index және the Arts & Humanities Citation Index-ке қабылдау мәселесін қарастыруда. Web of Science зерттеушілер, авторлар, баспашылар мен мекемелерге контент тереңдігі мен сапасын ұсынады. ҚР ҰҒА Хабарлары. Химия және технология сериясы Emerging Sources Citation Index-ке енуі біздің қоғамдастық үшін ең өзекті және беделді химиялық ғылымдар бойынша контентке адалдығымызды білдіреді.

НАН РК сообщает, что научный журнал «Известия НАН РК. Серия химии и технологий» был принят для индексирования в Emerging Sources Citation Index, обновленной версии Web of Science. Содержание в этом индексировании находится в стадии рассмотрения компанией Clarivate Analytics для дальнейшего принятия журнала в the Science Citation Index Expanded, the Social Sciences Citation Index и the Arts & Humanities Citation Index. Web of Science предлагает качество и глубину контента для исследователей, авторов, издателей и учреждений. Включение Известия НАН РК в Emerging Sources Citation Index демонстрирует нашу приверженность к наиболее актуальному и влиятельному контенту по химическим наукам для нашего сообщества.

Б а с р е д а к т о р ы
х.ғ.д., проф., ҚР ҰҒА академигі
М.Ж. Жұрынов

Р е д а к ц и я а л қ а с ы:

Ағабеков В.Е. проф., академик (Белорус)
Волков С.В. проф., академик (Украина)
Воротынцев М.А. проф., академик (Ресей)
Газалиев А.М. проф., академик (Қазақстан)
Ергожин Е.Е. проф., академик (Қазақстан)
Жармағамбетова А.К. проф. (Қазақстан), бас ред. орынбасары
Жоробекова Ш.Ж. проф., академик (Қырғыстан)
Иткулова Ш.С. проф. (Қазақстан)
Манташян А.А. проф., академик (Армения)
Пралиев К.Д. проф., академик (Қазақстан)
Баешов А.Б. проф., академик (Қазақстан)
Бүркітбаев М.М. проф., академик (Қазақстан)
Джусипбеков У.Ж. проф., корр.-мүшесі (Қазақстан)
Молдахметов М.З. проф., академик (Қазақстан)
Мансуров З.А. проф. (Қазақстан)
Наурызбаев М.К. проф. (Қазақстан)
Рудик В. проф., академик (Молдова)
Рахимов К.Д. проф., академик (Қазақстан)
Стрельцов Е. проф. (Белорус)
Тәшімов Л.Т. проф., академик (Қазақстан)
Тодераш И. проф., академик (Молдова)
Халиков Д.Х. проф., академик (Тәжікстан)
Фарзалиев В. проф., академик (Әзірбайжан)

«ҚР ҰҒА Хабарлары. Химия және технология сериясы».

ISSN 2518-1491 (Online),

ISSN 2224-5286 (Print)

Меншіктенуші: «Қазақстан Республикасының Ұлттық ғылым академиясы» Республикалық қоғамдық бірлестігі (Алматы қ.).

Қазақстан республикасының Мәдениет пен ақпарат министрлігінің Ақпарат және мұрағат комитетінде 30.04.2010 ж. берілген №1089-Ж мерзімдік басылым тіркеуіне қойылу туралы куәлік.

Мерзімділігі: жылына 6 рет.

Тиражы: 300 дана.

Редакцияның мекенжайы: 050010, Алматы қ., Шевченко көш., 28; 219, 220 бөл.; тел.: 272-13-19; 272-13-18,
<http://chemistry-technology.kz/index.php/en/arhiv>

© Қазақстан Республикасының Ұлттық ғылым академиясы, 2020

Редакцияның мекенжайы: 050100, Алматы қ., Қонаев к-сі, 142, «Д. В. Сокольский атындағы отын, катализ және электрохимия институты» АҚ, каб. 310, тел. 291-62-80, факс 291-57-22, e-mail:orgcat@nursat.kz

Типографияның мекенжайы: «NurNaz GRACE», Алматы қ., Рысқұлов көш., 103.

Главный редактор
д.х.н., проф., академик НАН РК
М.Ж. Журинов

Редакционная коллегия:

Агабеков В.Е. проф., академик (Беларусь)
Волков С.В. проф., академик (Украина)
Воротынцев М.А. проф., академик (Россия)
Газалиев А.М. проф., академик (Казахстан)
Ергожин Е.Е. проф., академик (Казахстан)
Жармагамбетова А.К. проф. (Казахстан), зам. гл. ред.
Жоробекова Ш.Ж. проф., академик (Кыргызстан)
Иткулова Ш.С. проф. (Казахстан)
Манташян А.А. проф., академик (Армения)
Пралиев К.Д. проф., академик (Казахстан)
Баешов А.Б. проф., академик (Казахстан)
Буркитбаев М.М. проф., академик (Казахстан)
Джусипбеков У.Ж. проф., чл.-корр. (Казахстан)
Мулдахметов М.З. проф., академик (Казахстан)
Мансуров З.А. проф. (Казахстан)
Наурызбаев М.К. проф. (Казахстан)
Рудик В. проф., академик (Молдова)
Рахимов К.Д. проф., академик (Казахстан)
Стрельцов Е. проф. (Беларусь)
Ташимов Л.Т. проф., академик (Казахстан)
Тодераш И. проф., академик (Молдова)
Халиков Д.Х. проф., академик (Таджикистан)
Фарзалиев В. проф., академик (Азербайджан)

«Известия НАН РК. Серия химии и технологии».

ISSN 2518-1491 (Online),

ISSN 2224-5286 (Print)

Собственник: Республиканское общественное объединение «Национальная академия наук Республики Казахстан» (г. Алматы).

Свидетельство о постановке на учет периодического печатного издания в Комитете информации и архивов Министерства культуры и информации Республики Казахстан №10893-Ж, выданное 30.04.2010 г.

Периодичность: 6 раз в год.

Тираж: 300 экземпляров.

Адрес редакции: 050010, г. Алматы, ул. Шевченко, 28; ком. 219, 220; тел. 272-13-19; 272-13-18,

<http://chemistry-technology.kz/index.php/en/arhiv>

© Национальная академия наук Республики Казахстан, 2020

Адрес редакции: 050100, г. Алматы, ул. Кунаева, 142, АО «Институт топлива, катализа и электрохимии им. Д.В. Сокольского», каб. 310, тел. 291-62-80, факс 291-57-22, e-mail: orgcat@nursat.kz

Адрес типографии: «NurNaz GRACE», г. Алматы, ул. Рыскулова, 103.

Editor in chief

doctor of chemistry, professor, academician of NAS RK

M.Zh. Zhurinov

Editorial board:

Agabekov V.Ye. prof., academician (Belarus)
Volkov S.V. prof., academician (Ukraine)
Vorotyntsev M.A. prof., academician (Russia)
Gazaliyev A.M. prof., academician (Kazakhstan)
Yergozhin Ye.Ye. prof., academician (Kazakhstan)
Zharmagambetova A.K. prof. (Kazakhstan), deputy editor in chief
Zhorobekova Sh.Zh. prof., academician (Kyrgyzstan)
Itkulova Sh.S. prof. (Kazakhstan)
Mantashyan A.A. prof., academician (Armenia)
Praliyev K.D. prof., academician (Kazakhstan)
Bayeshov A.B. prof., academician (Kazakhstan)
Burkitbayev M.M. prof., academician (Kazakhstan)
Dzhusipbekov U.Zh. prof., corr. member (Kazakhstan)
Muldakhmetov M.Z. prof., academician (Kazakhstan)
Mansurov Z.A. prof. (Kazakhstan)
Nauryzbayev M.K. prof. (Kazakhstan)
Rudik V. prof., academician (Moldova)
Rakhimov K.D. prof., academician (Kazakhstan)
Streltsov Ye. prof. (Belarus)
Tashimov L.T. prof., academician (Kazakhstan)
Toderash I. prof., academician (Moldova)
Khalikov D.Kh. prof., academician (Tadjikistan)
Farzaliyev V. prof., academician (Azerbaijan)

News of the National Academy of Sciences of the Republic of Kazakhstan. Series of chemistry and technology.

ISSN 2518-1491 (Online),

ISSN 2224-5286 (Print)

Owner: RPA "National Academy of Sciences of the Republic of Kazakhstan" (Almaty).

The certificate of registration of a periodic printed publication in the Committee of Information and Archives of the Ministry of Culture and Information of the Republic of Kazakhstan N 10893-Ж, issued 30.04.2010.

Periodicity: 6 times a year.

Circulation: 300 copies.

Editorial address: 28, Shevchenko str., of. 219, 220, Almaty, 050010, tel. 272-13-19; 272-13-18,

<http://chemistry-technology.kz/index.php/en/arhiv>

© National Academy of Sciences of the Republic of Kazakhstan, 2020

Editorial address: JSC «D.V. Sokolsky institute of fuel, catalysis and electrochemistry», 142, Kunayev str., of. 310, Almaty, 050100, tel. 291-62-80, fax 291-57-22, e-mail: orgcat@nursat.kz

Address of printing house: «NurNaz GRACE», 103, Ryskulov str, Almaty.

NEWS

OF THE NATIONAL ACADEMY OF SCIENCES OF THE REPUBLIC OF KAZAKHSTAN

SERIES CHEMISTRY AND TECHNOLOGY

ISSN 2224-5286

<https://doi.org/10.32014/2020.2518-1491.53>

Volume 3, Number 441 (2020), 127 – 133

UDC 678.5-405.8:536.495:678.842

MRNTI 67.09.55

**B.M. Kaldybayeva¹, A.Ye. Khussanov¹, A.Zh. Abilmagzhanov²,
B.N. Korganbayev¹, Zh.Ye. Khussanov¹, S.A. Boldyryev³**

¹M.Auezov South Kazakhstan State University, Shymkent, Kazakhstan;

²Institute of Fuel, Catalysis and Electrochemistry. D.Sokolsky, Almaty, Kazakhstan;

³Centre for Sustainable Development of Energy, Water and Environment Systems, Faculty of Mechanical Engineering and Naval Architecture, University of Zagreb, Zagreb, Croatia.

E-mail: kaldybaeva.b@mail.ru, khussanov_1975@inbox.ru, arlandez_81@mail.ru,
mr.bours@mail.ru, zhakhangir@mail.ru, stanislav.boldyryev@fsb.hr

PREPARATION OF PHTHALONITRILE MONOMER WITH LOW MELTING POINT

Abstract. This article presents the results of the synthesis of para – and meta-hydroxyphenoxyphthalonitrile, phosphorus-containing chlorangidrides with various substituents in phosphorus and 4-(3-propargyloxyphenoxy) phthalonitrile, the introduction of which into the binder, allowed to achieve the necessary viscosity indicators without loss of heat resistance. At the first stage, it was proposed to obtain a monomer with a phenoxy group in phosphorus. For this purpose, we proposed the use of dimethylacetamide (DMAA) with K_2CO_3 , but the product was hydrolytically unstable in the main medium, so it was impossible to isolate the desired monomer. To solve this problem, we conducted a number of experiments on the selection of synthesis conditions using various solvents. Comparing the T_{gt} of the obtained monomers, we found higher values for para-oriented phthalonitriles, which is probably due to higher structure symmetry, as well as an increase in glass transition temperature (T_{gt}) for phosphonate-based monomers. Due to the equally high thermal properties of the cured matrices, we decided to use 4-(3-hydroxyphenoxy) phthalonitrile as the main precursor, as well as phosphate chlorangidrides. Based on the calculated data, a pattern was identified that consists in a decrease in the T_{gt} of phosphorus-containing phthalonitriles when switching to aliphatic substituents in phosphorus. A decrease in the T_{gt} of monomers was found with an increase in the size of the aliphatic substituent. As a result of the experiment, we obtained 9 new phosphorus-containing phthalonitrile monomers with high yield that are resistant to hydrolysis, which is confirmed by the fact that the products were isolated by flash chromatography on silica gel, as well as two-dimensional TLC. The synthesized substances were glassy masses with $T_{gt} = - 5-58$ °C. The consistency of the approach involving the introduction of phosphate bridges into the structure of phthalonitriles was shown.

Key words: thermosetting polymers, temperature-time-transformation diagrams, isothermal transformation diagrams, thermal stability, thermal analysis, polymer composite materials (PCM).

Introduction. Intensive industrial development is impossible without progress in the field of materials science [1,2]. Recently, significant progress in its development has been achieved due to the use of qualitatively new special-purpose materials for the manufacture of machine parts and mechanisms that operate at a high level of loads, temperatures and sliding speeds, in aggressive and abrasive environments when using lubricants and cooling liquids and without them [3,4].

The most promising special-purpose materials are polymers and PCM based on them [3]. The presence of a wide range of polymer matrices, fillers and modifying systems allows us to obtain materials with the necessary level of properties, which vary in a wide range depending on the composition and technology of their production. Modern polymers and PCM based on them approach such structural materials as metals and their alloys by their physical and mechanical properties, while having a number of significant advantages: low cost of manufacturing products, a high level of chemical resistance, low weight, the ability to work in friction units without lubrication, and so on [4,5].

The paper considers a literature review on the scientific basis of obtaining composite materials in Kazakhstan, which shows the principal possibility of creating new composite films from alicyclic polyimide and polyethylene glycol with improved physical and mechanical properties [6]. For example, the authors point out that the resulting nanocomposites are tin dioxide nanoparticles immobilized in an inorganic polymer mesh of silicon dioxide and deposited carbon. At the same time, silicon dioxide provides high adhesive properties and prevents crystallization of the composite, while nano – and microparticles of tin and carbon dioxide determine gas-sensitive properties. The film-forming solutions obtained by Sol-gel technology contain tetraethoxysilane, tin salts ($\text{SnCl}_2 \cdot 2\text{H}_2\text{O}$), silicic acid ($\text{SiO}_2 \cdot n\text{H}_2\text{O}$) and sodium silicic acid ($\text{Na}_2\text{SiO}_3 \cdot 9\text{H}_2\text{O}$). The resulting solutions were applied to metal substrates with subsequent heat treatment. Additional introduction of tetraethoxysilane into Sol solutions as a source of SiO_2 allowed to obtain xerogels of oxide compositions of 5% wt. SnO_2 -95% wt. SiO_2 , 30% wt. SnO_2 -70 % wt. SiO_2 . The change in the content of elements shows that the microstructure of the obtained compounds changes as carbon nanoparticles build up [7].

The synthesis of phthalonitrile monomers is well studied and described in the literature and includes the stages of nucleophilic aromatic substitution between 4-nitrophthalonitrile and aromatic amides. To obtain a phthalonitrile monomer with a low melting point, it was proposed to introduce phosphate fragments into the structure of the monomer [8-10].

Experimental part and results. To obtain a phthalonitrile monomer with a low melting point, it was proposed to introduce phosphate fragments into the structure of the monomer [11-13]. For this purpose, we synthesized para – and meta-hydroxyphenoxyphthalonitrile, phosphorus-containing chlorangidrides with various substituents in phosphorus, and 4-(3-propargyloxyphenoxy) phthalonitrile, the introduction of which into the binder, presumably, would allow to achieve the necessary viscosity indicators without loss of heat resistance. The scheme of synthesis proposed in this paper is shown in figure 1 [14].

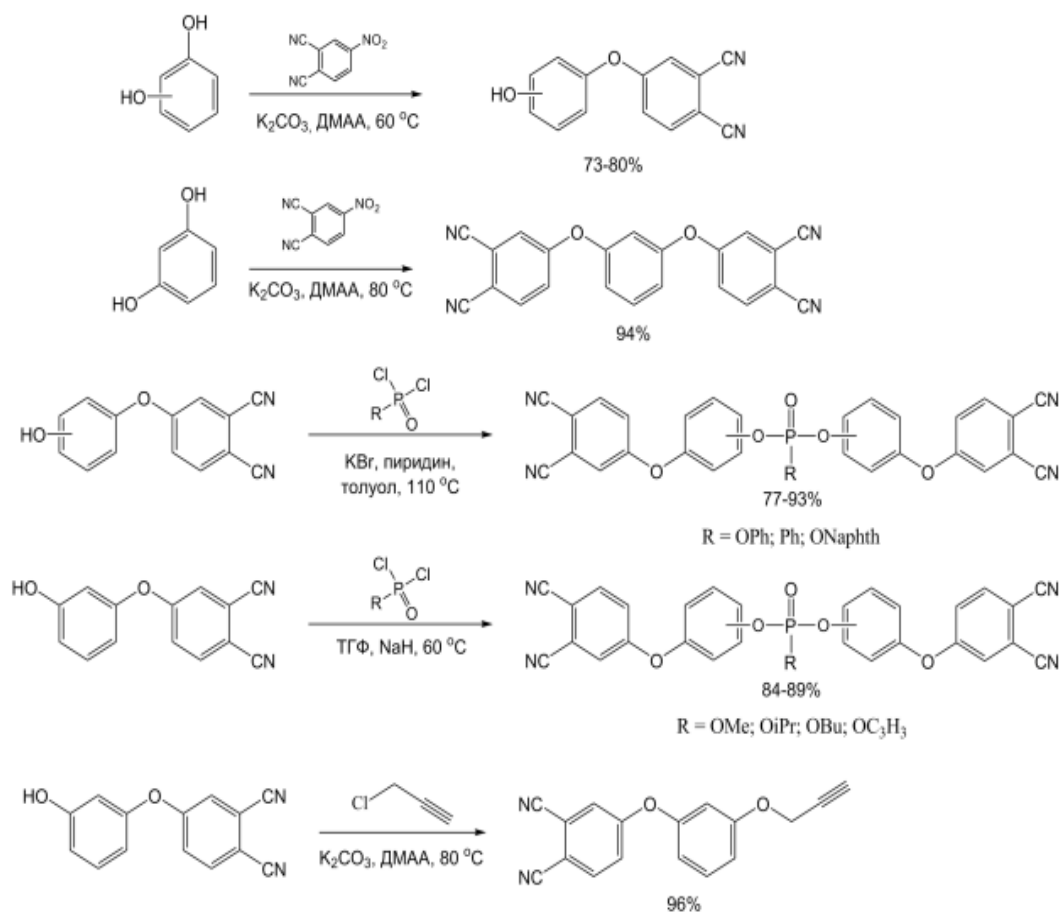


Figure 1 – Scheme of synthesis of phthalonitrile monomers

At the first stage, it was proposed to obtain monomer 1 with a phenoxy group in phosphorus. For this purpose, we proposed the use of dimethylacetamide (DMAA) with K_2CO_3 , but the product was hydrolytically unstable in the main medium, so it was impossible to isolate the desired monomer. To solve this problem, we conducted a number of experiments on the selection of synthesis conditions using various solvents (table 1) [15].

Table 1 - Selection of optimal synthesis conditions

Solvent	Synthesis Condition	Result
DMA	K_2CO_3 , 70 °C	Monomer hydrolysis
Toluene	$\Delta^\circ C$	The desired monomer (yield 81%)
Dichloroethane	$\Delta^\circ C$	4- (3-hydroxyphenoxy) phthalonitrile, insoluble
Bu ₂ O	$\Delta^\circ C$	A large number of by-products
	Addition of acid chloride to the precursor melt	A large number of by-products
Pyridine	$\Delta^\circ C$	The desired monomer (yield 67%)
THF (Tetrahydrofuran)	$\Delta^\circ C$	A large number of by-products

Thus, the desired monomer was obtained only when using toluene and pyridine as solvents, but the main disadvantage of pyridine is its high toxicity ($LD_{Lo} = 500$ mg / kg), whereas when using toluene, the reaction time is about a week. Since it is necessary to remove the released HCl to shift the equilibrium of the reaction, we proposed using toluene as a solvent with an equimolar amount of pyridine acid. Thus, it was possible to reduce the amount of pyridine used and reduce the reaction time to 24 hours.

Comparing the T_{gt} of the obtained monomers 1-4 (table 2), we found higher values for para-oriented phthalonitriles, which is probably due to higher structure symmetry, as well as an increase in T_{gt} for phosphonate-based monomers. Due to the equally high thermal properties of the cured matrices, we decided to use 4-(3-hydroxyphenoxy) phthalonitrile as the main precursor, as well as phosphate chlorangidrides.

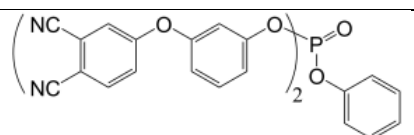
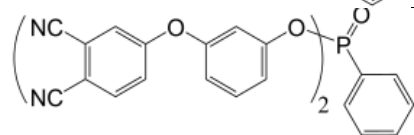
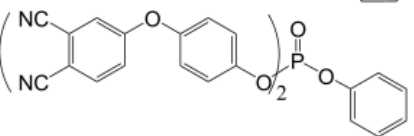
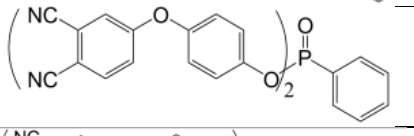
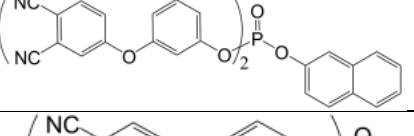
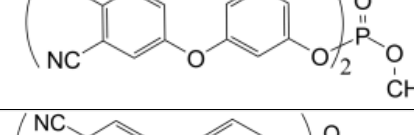
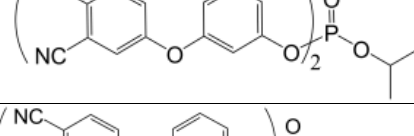
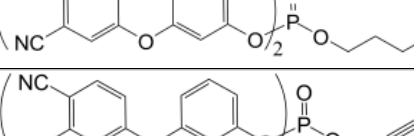
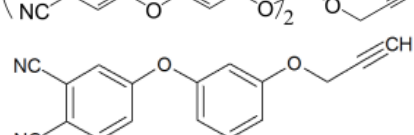
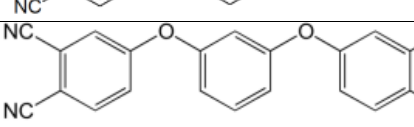
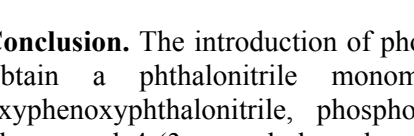
To study the General regularities, researchers from the laboratory of A. R. Khokhlov performed calculations that allow predicting the glass transition temperature of phosphorus-containing phthalonitriles [16]. Based on the calculated data, the expected pattern was revealed, which consists in a decrease in the T_{gt} of phosphorus-containing phthalonitriles when switching to aliphatic substituents in phosphorus. In addition, a decrease in the T_{gt} of monomers was found with an increase in the size of the aliphatic substituent.

In order to confirm the calculated model, as well as to study the changes in the properties of monomers and cured matrices depending on the size of the substituent in phosphorus, we attempted to obtain monomers 5-9 (table 2), using a similar scheme, but only monomer 5 (table 2) was obtained in this way. In other cases, after the addition of pyridine, a resin began to form in the reaction mixture, which makes it impossible to isolate the desired product. To solve this problem, we have tested batch addition of pyridine to the reaction mixture (10%), but the ultimate is the addition of 50% of a given amount of pyridine, then is quite fast (~ 10 minutes) formation of resin; in addition, the selection of the desired monomer difficult (yield ~5%). We also proposed the use of Et₃N (triethylamine) instead of pyridine and THF as a solvent, as well as various combinations, but it was not possible to isolate the desired monomer in any of the cases. As a result, to obtain monomers 6-9(table 2), and study them, THF with NaH was used as a base with further isolation by flash chromatography. After studying the properties of monomers 6-9(table 2), it can be found that the lowest glass transition temperature is monomer 8(table 2), with a butyl group at phosphorus ($T_{gt} = -5$ °C), while monomer 6 (table 2), turns out to be crystalline, having a melting point of $T_{mp} = 116$ °C.

Discussion of results. As a result of the experiment, we obtained 9 new phosphorus-containing phthalonitrile monomers with a high yield, which are shown in table 6. they are resistant to hydrolysis, which is confirmed by the fact that the products were isolated by flash chromatography on silica gel, as well as two-dimensional Thin layer chromatography (TLC). The synthesized substances were glassy masses with $T_{gt} = - 5-58$ °C, which is significantly lower than for classical phthalonitriles[17,18] and

lower than for oligomers [19,20]. In addition, monomer 6 was a crystalline substance with a $T_{mp} = 116\text{ }^{\circ}\text{C}$, so the developed calculation method is not applicable. Thus, the consistency of the approach involving the introduction of phosphate bridges into the structure of phthalonitriles was shown. The thermal properties of the resulting monomers are shown in table 2.

Table 2 - Thermal properties of the obtained phthalonitrile monomers

№	Structure	T_{gl}/T_{mp} (exp.), $^{\circ}\text{C}$	T_{gl}/T_{mp} (calculated value), $^{\circ}\text{C}$	ΔT , $^{\circ}\text{C}$
1		22	49±11	27
2		42	48±7	6
3		20	-	-
4		46	-	-
5		58	61±7	3
6		116	43±8	73
7		5	33±5	28
8		-5	-	-
9		12	32±6	20
10		118	-	-
11		185		

Conclusion. The introduction of phosphate fragments into the structure of the monomer is proposed to obtain a phthalonitrile monomer with a low melting point. Para - and meta-hydroxyphenoxyphthalonitrile, phosphorus-containing chlorangidrides with various substituents in phosphorus and 4-(3-propargyloxyphenoxy) phthalonitrile were synthesized, the introduction of which into the binder allowed to achieve the necessary viscosity indices without loss of heat resistance. 9 new

phosphorus-containing phthalonitrile monomers resistant to hydrolysis were obtained. The synthesized substances were glassy masses with $T_{gt} = -5-58$ °C. In addition, monomer 6 was a crystalline substance with $T_{mp} = 116$ °C, in connection with which the developed calculation method is not applicable. Thus, the consistency of the approach implying the introduction of phosphate bridges into the structure of phthalonitriles was shown.

**Б.М. Қалдыбаева¹, А.Е.Хусанов¹, А.З. Әбілмағжанов²,
Б.Н. Қорғанбаев¹, Д.Е. Хусанов¹, С.А. Болдырев³**

¹М. Өузов атындағы Оңтүстік Қазақстан мемлекеттік университеті, Шымкент, Қазақстан;

²Д.Сокольский атындағы жанармай, катализ және электрохимия институты, Алматы, Қазақстан;

³Энергетикалық, су және экологиялық жүйелердің тұрақты даму орталығы, машина жасау және әскери-теңіз архитектурасы факультеті, Загреб университеті, Загреб, Хорватия

БАЛҚУ ТЕМПЕРАТУРАСЫ ТӨМЕН ФТАЛОНИТРИЛЬДІ МОНОМЕР АЛУ

Аннотация. Өнеркәсіп дамуындағы жоғары табысқа жоғары деңгейде жүктемемен қызмет атқаратын машина мен механизм бөлшектерін дайындау барысында арнайы мақсатта сапалы жаңа материалдарды пайдалану негізінде қол жеткізілді. Оның қатарына полимер және соның негізінде жасалған ПКМ жатқызуға болады.

Полимерлік матрица, толтырғыш және түрлендіргіш жүйелердің кең спектрі болуы тиіс қасиетке ие материалды алуға мүмкіндік береді. Олар құрамы мен дайындалу технологиясына орай түрліше келеді. Қазіргі заманғы полимерлер мен ПКМ физикалық-механикалық қасиетіне сәйкес, металл мен қорытпа сияқты конструкциялық материалдарға жақын келеді, бұл ретте өндіріс өнімінің төмен құны, химиялық төзімділіктің жоғары деңгейі, аз салмақ, майланбаған үйкеліс қондырғыларында жұмыс атқару мүмкіндігі сынды елеулі артықшылығы бар.

Фталонитрильді мономерлер синтезі зерттеген әдебиеттерде жете түсіндірілген әрі сипатталған және құрамында 4-нитрофталонитрилді және хош иісті диолдар арасындағы нуклеофильді хош иісті алмастыру сатылары бар. Балқу температурасы төмен фталонитрилді мономер алу үшін мономер құрылымына фосфатты фрагмент енгізу ұсынылды. Бұл үшін пара және мета-гидроксифеноксифталонитрилді, фосфор мен 4- (3-пропаргиллоксифеноксиді) фталонитрилдегі түрлі алмастырғышы бар фосфорлы қышқыл хлоридтер синтезделді және оны байланыстырушы құрамға енгізу жылуға төзімділікті жоғалтпастан тұтқырлыққа қол жеткізуге мүмкіндік береді.

Бірінші кезеңде фосфордағы фенокси тобы бар мономер алу туралы ұсыным жасалды. Ол үшін біз K_2CO_3 бар диметилацетамид (ДМАА) пайдалануды ұсындық, алайда өнім негізгі ортада гидролитикалық тұрақсыз болғандықтан, біз іздеген мономердің бөлінуі мүмкін емес еді. Осы мәселені шешу үшін түрлі еріткіштерді пайдалана отырып, синтездеу шарттарын таңдау бойынша бірқатар тәжірибе жүргіздік.

Алынған мономердің Тст-ін салыстыра отырып, пара-бағытталған фталонитрилге арналған жоғары мәнді айқындадық. Бұл құрылымның жоғары симметриясымен, сондай-ақ фосфонат негізіндегі мономерге арналған Тst-нің жоғарылауына байланысты болуы ықтимал. Қатырылған матрицаның термиялық қасиетінің бірдей жоғарылығын ескере отырып, негізгі прекурсор және фосфат хлориді ретінде 4- (3-гидроксифеноксиді) фталонитрилді қолданған жөн деп таптық.

Есептелген мәліметтер негізінде фосфор құрамындағы алифатты алмастырғыштарға өтуде құрамында фосфоры бар фталонитрилдердің Тst азаю үдерісін көрсететін заңдылық анықталды. Сонымен қатар, алифатты алмастырғыш мөлшері ұлғайғанда Тst мономердің төмендейтіні анықталды.

Тәжірибе нәтижесінде гидролизге төзімді 9 жаңа фосфорлы фталонитрилді мономерлер алынды, аталған өнімдер силикагельде флеш-хроматография әдісімен, сондай-ақ екіөлшемді ТСХ негізінде анықталды. Синтезделген заттар – Тst = $-5-58$ °C болатын әйнек массалар, бұл классикалық фталонитрилге, олигомерге қарағанда айтарлықтай төмен. Сонымен қатар, мономер $T_{пл} = 116$ °C кристалды зат болғандықтан есептік әдіс қолданылмайды. Фталонитрил құрылымына фосфат көпірін енгізуді білдіретін тәсілдің ауқымдылығы көрсетілді.

Түйін сөздер: термореактивті полимер, «температура-айналу уақыты» диаграммасы, изотермиялық түрлену диаграммасы, термиялық тұрақтылық, термиялық талдау, полимерлік композициялық материал (ПКМ).

Б.М. Калдыбаева¹, А.Е.Хусанов¹, А.З. Абиьмагжанов²,
Б.Н. Корганбаев¹, Д.Е. Хусанов¹, С.А. Болдырев³

¹Южно-Казахстанский государственный университет им. М.Ауезова, Шымкент, Казахстан;

²Институт топлива, катализа и электрохимии им. Д.Сокольского, Казахстан;

³Центр устойчивого развития энергетических, водных и экологических систем, факультет машиностроения и военно-морской архитектуры, Загребский университет, Загреб, Хорватия

ПОЛУЧЕНИЯ ФТАЛОНИТРИЛЬНОГО МОНОМЕРА С НИЗКОЙ ТЕМПЕРАТУРОЙ ПЛАВЛЕНИЯ

Аннотация. Значительные успехи в развитии промышленности достигнуты за счет использования качественно новых материалов специального назначения для изготовления деталей машин и механизмов, работающих при высоком уровне нагрузок, в число которых можно отнести полимеры и ПКМ на их основе.

Наличие широкого спектра полимерных матриц, наполнителей и модифицирующих систем позволяет получать материалы с необходимым уровнем свойств, которые изменяются в широком интервале в зависимости от состава и технологии их получения. Современные полимеры и ПКМ на их основе по физико-механическим свойствам приближаются к таким конструкционным материалам, как металлы и их сплавы, имея при этом ряд существенных преимуществ: невысокая себестоимость изготовления изделий, высокий уровень химической стойкости, невысокая масса, возможность работы в узлах трения без смазывания.

Синтез фталонитрильных мономеров достаточно хорошо изучен и описан в литературе и включает в себя стадии нуклеофильного ароматического замещения между 4-нитрофталонитрилом и ароматическими диолами. Для получения фталонитрильного мономера с низкой температурой плавления было предложено введение фосфатных фрагментов в структуру мономера. Для этого были синтезированы пара- и мета-гидроксифеноксифталонитрил, фосфорсодержащие хлорангидриды с различными заместителями при фосфоре и 4-(3-пропаргилоксифенокси) фталонитрил, введение которого в состав связующего, предположительно, позволило бы достичь необходимых показателей вязкости без потери термостойкости.

На первом этапе было предложено получение мономера с фенокси-группой при фосфоре. Для этого нами было предложено использование диметилацетамида (ДМАА) с K_2CO_3 , однако продукт оказался гидролитически нестабилен в основной среде, в связи с чем выделение искомого мономера было невозможно. Для решения этой проблемы нами был проведен ряд экспериментов по подбору условий синтеза с использованием различных растворителей.

Сравнив $T_{ст}$ полученных мономеров, мы обнаружили более высокие значения для пара-ориентированных фталонитрилов, что, вероятно, связано с более высокой симметрией структуры, а также возрастание $T_{ст}$ для мономеров на основе фосфонатов. Ввиду одинаково высоких термических свойств отвержденных матриц, нами было решено использовать 4-(3-гидроксифенокси) фталонитрил в качестве основного прекурсора, а также фосфатные хлорангидриды.

На основе расчетных данных была выявлена закономерность, заключающаяся в снижении $T_{ст}$ фосфорсодержащих фталонитрилов при переходе к алифатическим заместителям при фосфоре. Кроме того, было обнаружено снижение $T_{ст}$ мономеров при увеличении размера алифатического заместителя.

В результате эксперимента нами были получены с высоким выходом 9 новых, фосфорсодержащих фталонитрильных мономеров, устойчивых к гидролизу, что подтверждено тем, что продукты были выделены методом флеш-хроматографии на силикагеле, а также двумерной ТСХ. Синтезированные вещества представляли собой стеклообразные массы с $T_{ст} = -5-58$ °С, что значительно ниже, чем для классических фталонитрилов и ниже, чем для олигомеров. Кроме того, мономер представлял собой кристаллическое вещество с $T_{пл} = 116$ °С, в связи с чем разработанный расчетный метод неприменим. Таким образом была показана состоятельность подхода, подразумевающего введение фосфатных мостиков в структуру фталонитрилов.

Ключевые слова: терморепактивные полимеры, диаграммы «температура-время-превращения», диаграммы изотермических превращений, термическая стабильность, термический анализ, полимерные композиционные материалы (ПКМ).

Information about the authors:

Botagoz M. Kaldybayeva, PhD, Associate Professor of M.Auezov South Kazakhstan State University, Shymkent, Kazakhstan, kaldybaeva.b@mail.ru, <https://orcid.org/0000-0002-1570-2107>;

Alisher Ye. Khussanov, Candidate of technical sciences, Associate Professor of M.Auezov South Kazakhstan State University, Shymkent, Kazakhstan, khusanov_1975@inbox.ru, <https://orcid.org/0000-0002-1563-6437>;

Arlan Zh. Abilmagzhanov, Candidate of technical sciences, Candidate of Chemical Sciences, head of Applied Research laboratory of JSC "D.V. Sokolskiy Institute of Fuel, Catalysis and Electrochemistry", Almaty, Kazakhstan, arlandez_81@mail.ru, <https://orcid.org/0000-0001-8355-8031>;

Baurzhan N. Korganbayev, Doctor of Technical Sciences, Associate Professor of M.Auezov South Kazakhstan State University, Shymkent, Kazakhstan. mr.baurz@mail.ru, <https://orcid.org/0000-0001-9428-2536>;

Zhakhongir Ye. Khussanov, Candidate of technical sciences. Associate Professor of M.Auezov South Kazakhstan State University, Shymkent, Kazakhstan. zhakhangir@mail.ru, <https://orcid.org/0000-0001-7482-4828>;

Stanislav Boldyryev, Candidate of technical sciences, Researcher at the Center for Sustainable Development of Energy, Water and Environmental Systems, Faculty of Mechanical Engineering and Marine Architecture of the University of Zagreb, stanislav.boldyryev@fsb.hr, <https://orcid.org/0000-0002-2866-3995>.

REFERENCES

[1] Mihajlin YU.A. (2011) *Тепло-, термо- и огнестойкость' полимерных материалов*. Nauchnye osnovy i tekhnologii, Sankt-Peterburg. ISBN 978-5-91703-021-0. (in Russ.).

[2] Erenkov, O. YU., Koval'chuk S.A. (2016) *Innovacionnye tekhnologii polimernykh kompozitsionnykh materialov*. Izd-vo Tihookean. gos. un-ta, Habarovsk. ISBN 978-5-7389-2060-8. (in Russ.).

[3] Suvorova Y. O., Chervakov O. V. (2014) Coatings based on products by condensations of bisfenol A and formaldehyde for protect metal against corrosion. *Physical and chemical mechanics of materials. Problems of corrosion and anticorrosive protection of materials*. 1(10): 361–367. (in Eng.).

[4] Burya, A.I., Dubkova V.I. , Kobets A.S. (1991) Antifriction materials based on thermoplastics reinforced with metal-carbon fibres. *Proceedings Of The International. Symposium on tribology of friction materials. YAROFRI-91*. 1: 45–49. (in Eng.).

[5] Kabat O. S., Chervakov O. V., Kobel'chuk YU. M., Andriyanova M. V., Suvorova YU. A. (2017) *Konstrukcionnye fenoplasty s vysokim urovnem termicheskoy stabil'nosti*. Technological systems: Materials of the sixth technical conference of the Ukrainian branch of SAMPE [Tekhnologicheskije sistemy: Materialy shestoj tekhnicheskoy konferencii ukrainskogo otdeleniya SAMPE]. 2: 33-39. (in Russ.).

[6] ZHubanov B.A., Umerzakova M.B., Kravcova V.D., Iskakov R.M., Sarieva R.B. (2012) *Kompozitsionnyj material na osnove matricy iz aliciklicheskogo poliimida s dobavkami polietilenglikolya*. News of the National Academy of Sciences of the Republic of Kazakhstan. Series chemistry and technology [Izvestiya NAN RK. Seriya himii i tekhnologii] Volume 3, Number 393 (2012), PP.19–23. (in Russ.).

[7] Sadieva Kh. R., Massalimova B. K., Abisheva R. D., Tsoy I. G., Nurlybayeva A. N., Darmenbayeva A. S., Ybraimzhanova L. K., Bakibaev A. A., Sapi A. K. (2019) Preparation of carbon nanocomposites on the basis of silicon-tin containing substances. *News of the National Academy of Sciences of the Republic of Kazakhstan. Series of geology and technical sciences*. Volume 4, Number 436 (2019), PP. 158 – 166. <https://doi.org/10.32014/2019.2518-170X.110> ISSN 2518-170X (Online), ISSN 2224-5278(Print). (in Eng.).

[8] Zhao F., et al. (2014) A novel high-temperature naphthyl-based phthalonitrile polymer: synthesis and properties. *RSC Advances*, 4(16): 8383-8390. DOI:10.1039/C3RA46638H (in Eng.).

[9] Yu X.Y., et al. (2013) Synthesis and Properties of a High-Temperature Naphthyl-Based Phthalonitrile Polymer. *Macromolecular Chemistry and Physics*, 214(3): 361-369. DOI:10.1002/macp.201200492. (in Eng.).

[10] Dominguez D.D., Jones H.N. and Keller T.M. (2004) The effect of curing additive on the mechanical properties of phthalonitrile-carbon fiber composites. *Polymer Composites*, 25(5): 554-561. <https://doi.org/10.1002/pc.20049>. (in Eng.).

[11] Augustine D., Mathew D. and Reghunadhan C.P. (2015) End-functionalized thermoplastic-toughened phthalonitrile composites: influence on cure reaction and mechanical and thermal properties. *Polymer International*, 64(1):146-153. <https://doi.org/10.1002/pi.4774>. (in Eng.).

[12] Zong L. et al. (2015) Enhanced thermal properties of phthalonitrile networks by cooperating phenyl-s-triazine moieties in backbones. *Polymer*, 77: 177-188. <https://doi.org/10.1016/j.polymer.2015.09.035>. (in Eng.).

[13] Bulgakov B.A. et al. (2016) Mechanical and physicochemical properties of matrices for fiber reinforced plastics based on low-melting phthalonitrile monomers . *Russian Chemical Bulletin*, 65(1): 287-290. DOI: 10.1007/s11172-016-1299-x. (in Eng.).

[14] Luo Y. et al. (2016) Effect of Ortho-Diallyl Bisphenol A on the Processability of Phthalonitrile-Based Resin and Their Fiber-Reinforced laminates. *Polymer Engineering & Science*, 56(2): 150-157. DOI: 10.1002/pen.24237. (in Eng.).

[15] Keller T.M. (1993) Imide-containing phthalonitrile resin. *Polymer*, 34(5): 952-955. DOI:10.1016/0032-3861(93)90213-T. (in Eng.).

[16] Laskoski M., Dominguez D.D. and Keller T.M. (2007) Synthesis and properties of aromatic ether phosphine oxide containing oligomericphthalonitrile resins with improved oxidative stability. *Polymer*, 48(21): 6234-6240. DOI:10.1016/j.polymer.2007.08.028. (in Eng.).

[17] Burya A.I., Arlamova N.T. (1999) Friction and wear of phenilon filled by ultra-dispersed oxynitride of silicon-yttrium. *Applied Mechanics and Engineering*, Special issue: NCBS '99, 4: 115–120. (in Eng.).

[18] Sytar V.I., Kuzayev I.M., Sukhyy K.M., Belyanovskaya E. (2019) Influence of the nature and concentration of porogens on the structure and properties of phenylone. *Questions of chemistry and chemical technology [Voprosy khimii i khimicheskoi tekhnologii]*, 6: 213-220. DOI: 10.32434/0321-4095-2019-127-6-213-220. (in Eng.).

[19] Kabat O. S., Sytar V. I. (2016) Thermostable composites based on fenilon with high level of technological effectiveness. *The issues of chemistry and chemical technology*, 3(107): 60–64. (in Eng.).

[20] Burya, A.I., Yeriomina Ye. A. (2018) Study of thermophysical characteristics of graphite plastics based on phenylone. *Polymer Journal*, 40(3):179-183. DOI: 10.15407/polymerj.40.03.179. (in Eng.).

Publication Ethics and Publication Malpractice in the journals of the National Academy of Sciences of the Republic of Kazakhstan

For information on Ethics in publishing and Ethical guidelines for journal publication see <http://www.elsevier.com/publishingethics> and <http://www.elsevier.com/journal-authors/ethics>.

Submission of an article to the National Academy of Sciences of the Republic of Kazakhstan implies that the described work has not been published previously (except in the form of an abstract or as part of a published lecture or academic thesis or as an electronic preprint, see <http://www.elsevier.com/postingpolicy>), that it is not under consideration for publication elsewhere, that its publication is approved by all authors and tacitly or explicitly by the responsible authorities where the work was carried out, and that, if accepted, it will not be published elsewhere in the same form, in English or in any other language, including electronically without the written consent of the copyright-holder. In particular, translations into English of papers already published in another language are not accepted.

No other forms of scientific misconduct are allowed, such as plagiarism, falsification, fraudulent data, incorrect interpretation of other works, incorrect citations, etc. The National Academy of Sciences of the Republic of Kazakhstan follows the Code of Conduct of the Committee on Publication Ethics (COPE), and follows the COPE Flowcharts for Resolving Cases of Suspected Misconduct (http://publicationethics.org/files/u2/New_Code.pdf). To verify originality, your article may be checked by the Cross Check originality detection service <http://www.elsevier.com/editors/plagdetect>.

The authors are obliged to participate in peer review process and be ready to provide corrections, clarifications, retractions and apologies when needed. All authors of a paper should have significantly contributed to the research.

The reviewers should provide objective judgments and should point out relevant published works which are not yet cited. Reviewed articles should be treated confidentially. The reviewers will be chosen in such a way that there is no conflict of interests with respect to the research, the authors and/or the research funders.

The editors have complete responsibility and authority to reject or accept a paper, and they will only accept a paper when reasonably certain. They will preserve anonymity of reviewers and promote publication of corrections, clarifications, retractions and apologies when needed. The acceptance of a paper automatically implies the copyright transfer to the National Academy of Sciences of the Republic of Kazakhstan.

The Editorial Board of the National Academy of Sciences of the Republic of Kazakhstan will monitor and safeguard publishing ethics.

Правила оформления статьи для публикации
в журнале смотреть на сайте:

www.nauka-nanrk.kz

<http://chemistry-technology.kz/index.php/en/arhiv>

ISSN 2518-1491 (Online), ISSN 2224-5286 (Print)

Редакторы: *М. С. Ахметова, Г. Б. Халидуллаева, Д. С. Аленов*
Верстка на компьютере *А.М. Кульгинбаевой*

Подписано в печать 08.06.2020.

Формат 60x88¹/₈. Бумага офсетная. Печать – ризограф.
10,8 п.л. Тираж 300. Заказ 3.