

ISSN 2518-1491 (Online),  
ISSN 2224-5286 (Print)



«ҚАЗАҚСТАН РЕСПУБЛИКАСЫ  
ҰЛТТЫҚ ҒЫЛЫМ  
АКАДЕМИЯСЫ» РҚБ

«ҚАЗАҚСТАН РЕСПУБЛИКАСЫ  
ҰЛТТЫҚ ҒЫЛЫМ АКАДЕМИЯСЫ» РҚБ

# Х А Б А Р Л А Р Ы

---

---

## ИЗВЕСТИЯ

РОО «НАЦИОНАЛЬНОЙ  
АКАДЕМИИ НАУК РЕСПУБЛИКИ  
КАЗАХСТАН»

## N E W S

OF THE ACADEMY OF SCIENCES  
OF THE REPUBLIC OF  
KAZAKHSTAN

**SERIES**  
**CHEMISTRY AND TECHNOLOGY**

**3 (460)**

**JULY – SEPTEMBER 2024**

PUBLISHED SINCE JANUARY 1947

PUBLISHED 4 TIMES A YEAR

ALMATY, NAS RK

### **Бас редактор:**

**ЖҰРЫНОВ Мұрат Жұрынұлы**, химия ғылымдарының докторы, профессор, ҚР ҰҒА академигі, Қазақстан Республикасы Ұлттық ғылым академиясының президенті, АҚ «Д.В. Сокольский атындағы отын, катализ және электрохимия институтының» бас директоры (Алматы, Қазақстан) Н = 4

### **Редакция алқасы:**

**ӘДЕКЕНОВ Серғазы Мынжасарұлы** (бас редактордың орынбасары), химия ғылымдарының докторы, профессор, ҚР ҰҒА академигі, «Фитохимия» Халықаралық ғылыми-өндірістік холдингінің директоры (Қарағанды, Қазақстан) Н = 11

**АГАБЕКОВ Владимир Енокович** (бас редактордың орынбасары), химия ғылымдарының докторы, профессор, Беларусь ҰҒА академигі, Жаңа материалдар химиясы институтының құрметті директоры (Минск, Беларусь) Н = 13

**СТРНАД Мирослав**, профессор, Чехия ғылым академиясының Эксперименттік ботаника институтының зертхана меңгерушісі (Оломоуц, Чехия) Н = 66

**БҮРКІТБАЕВ Мұхамбетқали**, химия ғылымдарының докторы, профессор, ҚР ҰҒА академигі, әл-Фараби атындағы ҚазҰУ-дың бірінші проректоры (Алматы, Қазақстан) Н = 11

**ХОХМАНН Джудит**, Сегед университетінің Фармацевтика факультетінің Фармакогнозия кафедрасының меңгерушісі, Жаратылыстану ғылымдарының пәнаралық орталығының директоры (Сегед, Венгрия) Н = 38

**РОСС Самир, PhD докторы**, Миссисипи университетінің Өсімдік өнімдерін ғылыми зерттеу ұлттық орталығы, Фармация мектебінің профессоры (Оксфорд, АҚШ) Н = 35

**ХУТОРЯНСКИЙ Виталий**, философия докторы (PhD, фармацевт), Рединг университетінің профессоры (Рединг, Англия) Н = 40

**ТЕЛТАЕВ Бағдат Бұрханбайұлы**, техника ғылымдарының докторы, профессор, ҚР ҰҒА корреспондент-мүшесі, Қазақстан Республикасы Индустрия және инфрақұрылымдық даму министрлігі (Алматы, Қазақстан) Н = 13

**ФАРУК Асана Дар**, Хамдар аль-Маджида Шығыс медицина колледжінің профессоры, Хамдард университетінің Шығыс медицина факультеті (Карачи, Пәкістан) Н = 21

**ФАЗЫЛОВ Серік Драхметұлы**, химия ғылымдарының докторы, профессор, ҚР ҰҒА академигі, Органикалық синтез және көмір химиясы институты директорының ғылыми жұмыстар жөніндегі орынбасары (Қарағанды, Қазақстан) Н = 6

**ЖОРОБЕКОВА Шарипа Жоробекқызы**, химия ғылымдарының докторы, профессор, Қырғызстан ҰҒА академигі, ҚР ҰҒА Химия және химиялық технология институты (Бішкек, Қырғызстан) Н = 4

**ХАЛИКОВ Джурабай Халикович**, химия ғылымдарының докторы, профессор, Тәжікстан ҒА академигі, В.И. Никитин атындағы Химия институты (Душанбе, Тәжікстан) Н = 6

**ФАРЗАЛИЕВ Вагиф Меджидоглы**, химия ғылымдарының докторы, профессор, ҰҒА академигі (Баку, Әзірбайжан) Н = 13

**ГАРЕЛИК Хемда**, философия докторы (PhD, химия), Халықаралық таза және қолданбалы химия одағының Химия және қоршаған орта бөлімінің президенті (Лондон, Англия) Н = 15

### **«ҚР ҰҒА Хабарлары. Химия және технология сериясы»**

**ISSN 2518-1491 (Online),**

**ISSN 2224-5286 (Print)**

Меншіктенуші: «Қазақстан Республикасының Ұлттық ғылым академиясы» РҚБ (Алматы қ.). Қазақстан Республикасының Ақпарат және қоғамдық даму министрлігінің Ақпарат комитетінде 29.07.2020 ж. берілген № **KZ66VPU00025419** мерзімдік басылым тіркеуіне қойылу туралы куәлік.

Тақырыптық бағыты: *органикалық химия, бейорганикалық химия, катализ, электрохимия және коррозия, фармацевтикалық химия және технологиялар.*

Мерзімділігі: жылына 4 рет.

Тиражы: 300 дана.

Редакцияның мекен-жайы: 050010, Алматы қ., Шевченко көш., 28, 219 бөл., тел.: 272-13-19

<http://chemistry-technology.kz/index.php/en/arhiv>

© Қазақстан Республикасының Ұлттық ғылым академиясы РҚБ, 2024

Редакцияның мекенжайы: 050100, Алматы қ., Қонаев к-сі, 142, «Д.В. Сокольский атындағы отын, катализ және электрохимия институты» АҚ, каб. 310, тел. 291-62-80, факс 291-57-22, e-mail: [orgcat@nursat.kz](mailto:orgcat@nursat.kz)

### Главный редактор:

**ЖУРИНОВ Мурат Журинович**, доктор химических наук, профессор, академик НАН РК, президент Национальной академии наук Республики Казахстан, генеральный директор АО «Институт топлива, катализа и электрохимии им. Д.В. Сокольского» (Алматы, Казахстан) Н = 4

### Редакционная коллегия:

**АДЕКЕНОВ Сергазы Мынжасарович** (заместитель главного редактора), доктор химических наук, профессор, академик НАН РК, директор Международного научно-производственного холдинга «Фитохимия» (Караганда, Казахстан) Н = 11

**АГАБЕКОВ В ладимир Енокович** (заместитель главного редактора), доктор химических наук, профессор, академик НАН Беларуси, почетный директор Института химии новых материалов (Минск, Беларусь) Н = 13

**СТРНАД Мирослав, профессор**, заведующий лабораторией института Экспериментальной ботаники Чешской академии наук (Оломоуц, Чехия) Н = 66

**БУРКИТБАЕВ Мухамбеткали**, доктор химических наук, профессор, академик НАН РК, Первый проректор КазНУ имени аль-Фараби (Алматы, Казахстан) Н = 11

**ХОХМАНН Джудит**, заведующий кафедрой Фармакогнозии Фармацевтического факультета Университета Сегеда, директор Междисциплинарного центра естественных наук (Сегед, Венгрия) Н = 38

**РОСС Самир**, доктор PhD, профессор Школы Фармации национального центра научных исследований растительных продуктов Университета Миссисипи (Оксфорд, США) Н = 35

**ХУТОРЯНСКИЙ Виталий**, доктор философии (Ph.D, фармацевт), профессор Университета Рединга (Рединг, Англия) Н = 40

**ТЕЛЬГАЕВ Багдат Бурханбайулы**, доктор технических наук, профессор, член-корреспондент НАН РК, Министерство Индустрии и инфраструктурного развития Республики Казахстан (Алматы, Казахстан) Н = 13

**ФАРУК Асана Дар**, профессор колледжа Восточной медицины Хамдарда аль-Маджида, факультет Восточной медицины университета Хамдарда (Карачи, Пакистан) Н = 21

**ФАЗЫЛОВ Серик Драхметович**, доктор химических наук, профессор, академик НАН РК, заместитель директора по научной работе Института органического синтеза и углехимии (Караганда, Казахстан) Н = 6

**ЖОРОБЕКОВА Шарипа Жоробековна**, доктор химических наук, профессор, академик НАН Кыргызстана, Институт химии и химической технологии НАН КР (Бишкек, Кыргызстан) Н = 4

**ХАЛИКОВ Джурабай Халикович**, доктор химических наук, профессор, академик АН Таджикистана, Институт химии имени В.И. Никитина АН РТ (Душанбе, Таджикистан) Н = 6

**ФАРЗАЛИЕВ Вагиф Меджид оглы**, доктор химических наук, профессор, академик НАНА (Баку, Азербайджан) Н = 13

**ГАРЕЛИК Хемда**, доктор философии (Ph.D, химия), президент Отдела химии и окружающей среды Международного союза чистой и прикладной химии (Лондон, Англия) Н = 15

«Известия НАН РК. Серия химии и технологий».

ISSN 2518-1491 (Online),

ISSN 2224-5286 (Print)

Собственник: Республиканское общественное объединение «Национальная академия наук Республики Казахстан» (г. Алматы).

Свидетельство о постановке на учет периодического печатного издания в Комитете информации Министерства информации и общественного развития Республики Казахстан № KZ66VPY00025419, выданное 29.07.2020 г.

Тематическая направленность: *органическая химия, неорганическая химия, катализ, электрохимия и коррозия, фармацевтическая химия и технологии.*

Периодичность: 4 раз в год.

Тираж: 300 экземпляров.

Адрес редакции: 050010, г. Алматы, ул. Шевченко, 28, оф. 219, тел.: 272-13-19

<http://chemistry-technology.kz/index.php/en/archiv>

© РОО Национальная академия наук Республики Казахстан, 2024

Адрес редакции: 050100, г. Алматы, ул. Кунаева, 142, АО «Институт топлива, катализа и электрохимии им. Д.В. Сокольского», каб. 310, тел. 291-62-80, факс 291-57-22, e-mail: [orgcat@nursat.kz](mailto:orgcat@nursat.kz)

#### **Editor in chief:**

**ZHURINOV Murat Zhurinovich**, doctor of chemistry, professor, academician of NAS RK, president of NAS RK, general director of JSC "Institute of fuel, catalysis and electrochemistry named after D.V. Sokolsky (Almaty, Kazakhstan) H = 4

#### **Editorial board:**

**ADEKENOV Sergazy Mynzhasarovich** (deputy editor-in-chief) doctor of chemical sciences, professor, academician of NAS RK, director of the international Scientific and production holding «Phytochemistry» (Karaganda, Kazakhstan) H = 11

**AGABEKOV Vladimir Enokovich** (deputy editor-in-chief), doctor of chemistry, professor, academician of NAS of Belarus, honorary director of the Institute of Chemistry of new materials (Minsk, Belarus) H = 13

**STRNAD Miroslav**, head of the laboratory of the institute of Experimental Botany of the Czech academy of sciences, professor (Olomouc, Czech Republic) H = 66

**BURKITBAYEV Mukhambetkali**, doctor of chemistry, professor, academician of NAS RK, first vice-rector of al-Farabi KazNU (Almaty, Kazakhstan) H = 11

**HOHMANN Judith**, head of the department of pharmacognosy, faculty of Pharmacy, university of Szeged, director of the interdisciplinary center for Life sciences (Szeged, Hungary) H = 38

**ROSS Samir, Ph.D.**, professor, school of Pharmacy, national center for scientific research of Herbal Products, University of Mississippi (Oxford, USA) H = 35

**KHUTORYANSKY Vitaly, Ph.D.**, pharmacist, professor at the University of Reading (Reading, England) H = 40

**TELTAYEV Bagdat Burkhanbayuly**, doctor of technical sciences, professor, corresponding member of NAS RK, ministry of Industry and infrastructure development of the Republic of Kazakhstan (Almaty, Kazakhstan) H = 13

**PHARUK Asana Dar**, professor at Hamdard al-Majid college of Oriental medicine. faculty of Oriental medicine, Hamdard university (Karachi, Pakistan) H = 21

**FAZYLOV Serik Drakhmetovich**, doctor of chemistry, professor, academician of NAS RK, deputy director for institute of Organic synthesis and coal chemistry (Karaganda, Kazakhstan) H = 6

**ZHOROBEKOVA Sharipa Zhorobekovna**, doctor of chemistry, professor, academician of NAS of Kyrgyzstan, Institute of Chemistry and chemical technology of NAS KR (Bishkek, Kyrgyzstan) H = 4

**KHALIKOV Jurabay Khalikovich**, doctor of chemistry, professor, academician of the academy of sciences of Tajikistan, institute of Chemistry named after V.I. Nikitin AS RT (Tajikistan) H = 6

**FARZALIEV Vagif Medzhid ogly**, doctor of chemistry, professor, academician of NAS of Azerbaijan (Azerbaijan) H = 13

**GARELIK Hemda**, PhD in chemistry, president of the department of Chemistry and Environment of the International Union of Pure and Applied Chemistry (London, England) H = 15

**News of the National Academy of Sciences of the Republic of Kazakhstan. Series of chemistry and technology.**

**ISSN 2518-1491 (Online),**

**ISSN 2224-5286 (Print)**

Owner: RPA «National Academy of Sciences of the Republic of Kazakhstan» (Almaty).

The certificate of registration of a periodical printed publication in the Committee of information of the Ministry of Information and Social Development of the Republic of Kazakhstan No. **KZ66VPY00025419**, issued 29.07.2020.

Thematic scope: *organic chemistry, inorganic chemistry, catalysis, electrochemistry and corrosion, pharmaceutical chemistry and technology.*

Periodicity: 4 times a year.

Circulation: 300 copies.

Editorial address: 28, Shevchenko str., of. 219, Almaty, 050010, tel. 272-13-19

<http://chemistry-technology.kz/index.php/en/arhiv>

© National Academy of Sciences of the Republic of Kazakhstan, 2024

Editorial address: JSC «D.V. Sokolsky institute of fuel, catalysis and electrochemistry», 142, Kunayev str., of. 310, Almaty, 050100, tel. 291-62-80, fax 291-57-22, e-mail: [orgcat@nursat.kz](mailto:orgcat@nursat.kz)

NEWS

OF THE NATIONAL ACADEMY OF SCIENCES OF THE REPUBLIC OF KAZAKHSTAN  
SERIES CHEMISTRY AND TECHNOLOGY  
ISSN 2224–5286

Volume 3, Number 460 (2024), 113–123

<https://doi.org/10.32014/2024.2518-1491.239>

MPHTI: 31.25.19

УДК: 661.728:674.8:674.032.16

**Zh.S. Kassymova<sup>1</sup>, N.N. Berikbol<sup>1\*</sup>, V.I. Markin<sup>2</sup>, L.K. Orazzhanova<sup>1</sup>,  
A.S. Seitkan<sup>3</sup>, 2024.**

<sup>1</sup>Shakarim University of Semey, Semey, Kazakhstan;

<sup>2</sup>Altai State University, Barnaul, Russia;

<sup>3</sup>Astana International University, Astana, Kazakhstan.

\*[nazira\\_berikbolova@mail.ru](mailto:nazira_berikbolova@mail.ru)

## **PRODUCTION OF SODIUM CARBOXYMETHYLCELLULOSE FROM PINE WOOD WASTE AND INVESTIGATION OF ITS PHYSICOCHEMICAL PROPERTIES**

**Kassymova Zhanar Sailaubekovna** – Shakarim University of Semey, Candidate of biological sciences, Associate professor, Semey, Kazakhstan, E-mail: [kassymova-z@mail.ru](mailto:kassymova-z@mail.ru); ORCID ID: <https://orcid.org/0000-0002-4971-6638>;

**Berikbol Nazira Nurlykyzy** – Shakarim University of Semey, PhD student's, Semey, Kazakhstan, E-mail: [nazira\\_berikbolova@mail.ru](mailto:nazira_berikbolova@mail.ru); ORCID ID: <https://orcid.org/0000-0003-4472-082X>;

**Markin Vadim Ivanovich** – Altai State University, Candidate of chemical sciences, Associate professor, Barnaul, Russia. E-mail: [markin@chemwood.asu.ru](mailto:markin@chemwood.asu.ru); ORCID ID: <https://orcid.org/0000-0002-4853-9350>;

**Orazzhanova Lazzyat Kametaevna** – Shakarim University of Semey, Candidate of chemical sciences, Associate professor, Semey, Kazakhstan, E-mail: [lyazzat.orazzhanova.70@mail.ru](mailto:lyazzat.orazzhanova.70@mail.ru); ORCID ID: <https://orcid.org/0000-0001-7881-0589>;

**Seitkan Ainur Seitkanovna** – Astana International University, Candidate of technical sciences, Astana, Kazakhstan; E-mail: [seitkanainur.77@mail.ru](mailto:seitkanainur.77@mail.ru); ORCID ID: <https://orcid.org/0000-0001-9309-500X>.

**Abstract.** With the increasing use of wood resources, wood waste disposal is becoming a pressing issue. Wood waste can be effectively processed and reused, thus reducing environmental impact. Our study proposes using wood waste to produce sodium carboxymethyl cellulose (Na-CMC) with enhanced physical and chemical properties. The paper explores a promising approach to processing Scots pine (*Pinus sylvestris* L.) wood waste via the suspension method to obtain the biopolymer Na-CMC. The ability to convert pine sawdust into Na-CMC meets the demand for high-quality wood raw materials, expands the biopolymer's applications, and reduces the environmental and economic burden of wood consumption. The aim of this study is to produce Na-CMC from Scots pine sawdust at 60°C and 80°C and investigate the biopolymer's physical and chemical properties. In laboratory experiments, Na-CMC samples were synthesized at 60°C and 80°C using sodium hydroxide, propanol-2,

and sodium monochloroacetate (Na-MCA). The physical and chemical properties of Na-CMC were studied such as functional groups (hydroxyl, methylene, carbonyl), alcohol and ether bonds by IR spectrophotometry; molecular mass, polymerization degree, and viscosity of polymer solutions by viscometry; carboxymethyl groups by conductometric titration; and product yield and solubility by gravimetry. The scientific and practical significance of the chemical modification of wood sawdust cellulose has been established, with carboxymethylation proving effective at 60°C.

**Keywords:** carboxymethylation, sodium carboxymethyl cellulose, biopolymer, carboxymethyl groups, molecular weight, degree of polymerization, viscosity.

**Ж.С. Касымова<sup>1</sup>, Н.Н. Берікбол<sup>1\*</sup>, В.И. Маркин<sup>2</sup>, Л.К. Оразжанова<sup>1</sup>,  
А.С. Сейткан<sup>3</sup>**

<sup>1</sup>«Семей қаласының Шәкәрім атындағы университеті» ҚеАҚ, Семей, Қазақстан;

<sup>2</sup> Алтай мемлекеттік университеті, Ресей, Барнаул;

<sup>3</sup> Астана халықаралық университеті, Астана, Қазақстан.

\*nazira\_berikbolova@mail.ru

## **ҚАРАҒАЙ АҒАШЫНЫҢ ҚАЛДЫҚТАРЫНАН НАТРИЙ КАРБОКСИМЕТИЛЦЕЛЛЮЛОЗА АЛУ ЖӘНЕ ОНЫҢ ФИЗИКА- ХИМИЯЛЫҚ ҚАСИЕТТЕРІН ЗЕРТТЕУ**

**Касымова Жанар Сайлаубековна** – ҚеАҚ «Семей қаласының Шәкәрім атындағы университеті», биология ғылымдарының кандидаты, доцент, Семей, Қазақстан, E-mail: kasyмова-z@mail.ru; ORCID ID: <https://orcid.org/0000-0002-4971-6638>;

**Берікбол Нәзира Нұрлықызы** – ҚеАҚ «Семей қаласының Шәкәрім атындағы университеті», PhD докторанты, Семей, Қазақстан, E-mail: nazira\_berikbolova@mail.ru; ORCID ID: <https://orcid.org/0000-0003-4472-082X>;

**Маркин Вадим Иванович** – Алтай мемлекеттік университеті, химия ғылымдарының кандидаты, доцент, Барнаул, Ресей, E-mail: markin@chemwood.asu.ru; ORCID ID: <https://orcid.org/0000-0002-4853-9350>;

**Оразжанова Ляззат Каметаевна** – ҚеАҚ «Семей қаласының Шәкәрім атындағы университеті», химия ғылымдарының кандидаты, қауымдастырылған профессор, Семей, Қазақстан; mail: lyazzat.orazghanova.70@mail.ru; ORCID ID: 0000-0001-7881-0589;

**Айнур Сейтканқызы** – Астана халықаралық университеті, техника ғылымдарының кандидаты, Астана, Қазақстан, E-mail: seitkanainur.77@mail.ru; ORCID ID: <https://orcid.org/0000-0001-9309-500X>.

**Аннотация.** Бұл мақалада натрий карбоксиметилцеллюлоза (Na-КМЦ) биополимерін алу мақсатында кәдімгі қарағай (*Pinus sylvestris L.*) ағаш қалдықтарын суспензия әдісімен өңдеудің тиімді бағыты зерттелген. Қарағай ағаш үгінділерін Na-КМЦ-ға қайта өңдеу, синтездеуге қажетті жоғары сапалы ағаш шикізатына деген сұранысты қанағаттандырады және биополимердің қолдану аясын кеңейтіп қана қоймай, сонымен қатар ағаш шығынының экологиялық және экономикалық ауыртпалығын азайтуға мүмкіндік береді. Жұмыстың мақсаты – кәдімгі қарағай (*Pinus sylvestris L.*) ағашының үгінділерінен 60°C және 80°C температурада суспензиялық әдіспен Na-КМЦ алу және биополимердің физика-

химиялық қасиеттерін зерттеу. Зерттеу әдістері. Лабораториялық тәжірбиеде 60°C және 80°C температурада натрий гидроксиді, карбоксиметилдеу реагенті ретінде монохлорсірке қышқылының натрий тұзы (Na-МХСК) және пропанол-2 қолданылып, Na-КМЦ үлгілері синтезделді. Нәтижелер және талқылау. Na-КМЦ-нің физика-химиялық қасиеттері зерттелді: функционалды топтары (гидроксил, метилен, карбонил), спиртті және қарапайым эфирлі химиялық байланыстары ИҚ-спектрофотометрия әдісімен; үлгілердің молекулалық массасы, полимеризация дәрежесі, полимер ерітінділерінің тұтқырлығы вискозиметрия әдісімен; карбоксиметил топтары кондуктометриялық титрлеумен; өнімнің шығымы және ерігіштігі гравиметрия әдісімен анықталды. Қорытынды. Ағаш үгінділердің целлюлозасын химиялық модификациялау әдісінің ғылыми және практикалық маңыздылығы ұсынылады, сондай-ақ 60°C температурада карбоксиметилдеудің тиімділігі жоғары екені анықталды.

**Түйін сөздер:** карбоксиметилдену, натрий карбоксиметилцеллюлоза, биополимер, карбоксиметил топтары, молекулалық масса, полимерлену дәрежесі, тұтқырлық.

**Ж.С. Касымова<sup>1</sup>, Н.Н. Берикбол<sup>1\*</sup>, В.И. Маркин<sup>2</sup>, Л.К. Оразжанова<sup>1</sup>,  
А.С. Сейтқан<sup>3</sup>**

<sup>1</sup>НАО «Университет имени Шакарима города Семей», Семей, Казахстан;

<sup>2</sup>Алтайский государственный университет, Барнаул, Россия;

<sup>3</sup>Международный университет «Астана», Астана, Казахстан.

\*nazira\_berikbolova@mail.ru

## ПОЛУЧЕНИЕ НАТРИЙ КАРБОКСИМЕТИЛЦЕЛЛЮЛОЗЫ ИЗ ОТХОДОВ ДРЕВЕСИНЫ СОСНЫ И ИЗУЧЕНИЕ ЕЕ ФИЗИКО-ХИМИЧЕСКИХ СВОЙСТВ

**Касымова Жанар Сайлаубековна** – НАО «Университет имени Шакарима города Семей», кандидат биологических наук, доцент, Семей, Казахстан, E-mail: kasymova-z@mail.ru; ORCID ID: 0000-0002-4971-6638;

**Берикбол Назира Нурлыкызы** – НАО «Университет имени Шакарима города Семей», докторант PhD, Семей, Казахстан, E-mail: nazira\_berikbolova@mail.ru; ORCID ID: <https://orcid.org/0000-0003-4472-082X>;

**Маркин Вадим Иванович** – Алтайский государственный университет, кандидат химических наук, доцент, Барнаул, Россия, E-mail: markin@chemwood.asu.ru; ORCID ID: <https://orcid.org/0000-0002-4853-9350>;

**Оразжанова Лаззят Каметаевна** – НАО «Университет имени Шакарима города Семей», кандидат химических наук, ассоциированный профессор, Семей, Казахстан, E-mail: lyazzat.orzhanova.70@mail.ru; ORCID ID: <https://orcid.org/0000-0001-7881-0589>;

**Айнур Сейтқанкызы Сейтқан** – Международный университет Астана, кандидат технических наук, Астана, Казахстан, Email: seitkanainur.77@mail.ru, ORCID ID: <https://orcid.org/0000-0001-9309-500X>.

**Аннотация:** В данной статье исследовано перспективное направление по переработке отходов древесины сосны обыкновенной (*Pinus sylvestris*

L.) суспензионным методом с целью получения биополимера натрий карбоксиметилцеллюлозы (Na-КМЦ). Возможность переработки опилок древесины сосны в Na-КМЦ позволит удовлетворить потребность синтеза в высококачественном древесном сырье и расширить сферу применения биополимера, а также снизить экологическую и экономическую нагрузку расхода древесины. Цель работы – получение Na-КМЦ суспензионным методом из опилок древесины сосны обыкновенной (*Pinus sylvestris L.*) при температурах 60°C и 80°C и исследование физико-химических свойств биополимера. Методы исследования. В лабораторном эксперименте синтезированы образцы Na-КМЦ при температурах 60°C и 80°C с применением гидроксида натрия, растворителя пропанола-2 и карбоксиметилирующего реагента натриевой соли монохлоруксусной кислоты (Na-МХУК). Исследованы физико-химические свойства Na-КМЦ: обнаружены функциональные группы (гидроксильная, метиленовая, карбонильная), спиртовые и простые эфирные химические связи ИК-спектрофотометрией; молекулярная масса, степень полимеризации образцов и вязкость растворов полимера визкозиметрией; реология; карбоксиметильные группы кондуктометрическим титрованием; выход продукта и растворимость гравиметрией. Рекомендовано научное и практическое значение предложенного способа химической модификации целлюлозы опилок древесины, а также установлена эффективность карбоксиметилирования при температуре 60 °С.

**Ключевые слова:** карбоксиметилирование, натрий карбоксиметилцеллюлоза, биополимер, карбоксиметильные группы, молекулярная масса, степень полимеризации, вязкость

**Introduction.** In recent years, there has been a widespread increase in the generation of industrial waste. The total volume of accumulated solid household waste in Kazakhstan has reached approximately 103 million tons. Each year, an average of 5-6 million tons of such waste is generated, and according to estimates, this figure could rise to 8 million tons per year by 2025. with an annual growth rate of 20% (Bekezhonov, 2017). This issue is particularly significant for enterprises engaged in the processing of plant raw materials, including wood. In the production of certain types of woodworking products, waste exceeds 75% of the volume of wood used (Kolesnikova, et al, 2020). The main types of waste from the woodworking industry include chunky residues, paper waste, shavings, sawdust, and dust. In both global and domestic practices of wood processing waste utilization, sawdust has found the least application, with no more than 30% of its total volume being used for the production of eco-fuel, construction materials, complex fertilizers, zoo products, and feed additives. Inefficient use of sawdust leads to environmental and economic problems, such as environmental pollution by wood dust and toxic substances (phenol, formaldehyde, etc.), irrational use of forest resources, and increased fire hazards, among others (Kostyleva, et al, 2020), (Klara, 2022). Addressing the issue of sawdust processing, it is essential to consider the quality characteristics of the raw material and the economic factor (Kalyuta, 2020).

In modern conditions, the use of sawdust expands the raw material base and reduces



production costs by minimizing the number and duration of individual technological stages. (Bazarnova, et al, 2004), (Olaiya, et al, 2023).

One of the possible solutions for the utilization of wood waste is the chemical modification (carboxymethylation) of plant raw materials to obtain water-soluble polymers with a range of useful mechanical, rheological, bioactive, and other operational properties (Markin, et al, 2013; Markin, et al, 2010).

In this regard, there is both scientific and practical interest in natural polysaccharides, such as cellulose and its derivatives, within the field of polymer chemistry. (Rahman, et al, 2021; Kukrety, et al, 2018). The most common cellulose derivatives are carboxymethyl cellulose (CMC), a simple water-soluble cellulose ether, and its sodium salt (Na-CMC), which exhibit excellent film-forming properties, complexation abilities, and non-toxicity. These properties enable the creation of interpolymer complexes based on Na-CMC in combination with various polymers for a wide range of applications in medicine, the oil industry, food production, pharmaceuticals, and agriculture.

The process of wood carboxymethylation is well-studied and has been extensively covered in scientific journals and patent literature (Joshi N, et al, 2024; Müller, et al, 2018).

Wood carboxymethylation is based on the Williamson ether synthesis - the O-alkylation of alkaline cellulose with monochloroacetic acid (MCA) or its sodium salt (Na-MCA) in a two-stage process (Figure 1).

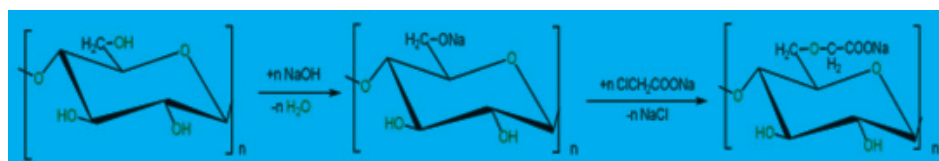


Figure 1. Chemical reactions of cellulose carboxymethylation.

The synthesis of Na-CMC involves the alkaline treatment of cellulose fibers (mercerization) and the carboxymethylation of alkaline cellulose with MCA in the presence of sodium hydroxide. In this process, the hydroxyl groups of the polymer's elementary unit are predominantly substituted at the C6 position, due to the reactivity order of C3 < C2 < C6 (Gaisina, et al, 2022).

In recent research, the modification of the three main methods of cellulose carboxymethylation reactions is particularly relevant: suspension (liquid-phase or heterogeneous, in a solvent medium), solid-phase (without a solvent), and homogeneous (in solution) methods (Markin, 2010). In the production of Na-CMC by the solid-phase method, technical cellulose undergoes various mechanical treatments such as mechanical grinding, mechanochemical processing, and extrusion (Cheprasova, et al, 2012; Qi, et al, 2023). Homogeneous carboxymethylation involves the use of different solvents and mechanisms for dissolving cellulose. In the suspension method, during the initial stage, wood is treated with various reagents such as ethanol, propanol-1, propanol-2, toluene, tertiary butyl alcohol, benzene, acetone, and mixtures of alcohols and water. These reagents interact with the reactive functional groups of the main biomass components, forming additional covalent bonds.

The suspension method for producing Na-CMC is of particular interest due to

its advantages: the alkylating agent (MCA or Na-MCA) is dissolved and uniformly distributed throughout the reaction mixture in the swollen alkaline cellulose; the low viscosity of the reaction medium maintains the desired reaction temperature; it prevents local overheating; it uses simple and inexpensive equipment for mixing the reaction mixture; and it allows for the removal of by-products such as sodium chloride, sodium carbonate, and the sodium salt of glycolic acid by extraction with 60% ethanol (Kalyuta, et al, 2006).

The production of Na-CMC with specific properties (viscosity, solubility, uniformity of substituent distribution, and degree of substitution) is determined by the synthesis conditions: the type of plant raw material, the ratio and order of introduction of the reacting agents, the temperature of mercerization and carboxymethylation, the duration of the overall synthesis and individual stages, the nature and volume of the solvent, and the intensity of side reactions (saponification of MCA forming sodium glycolate).

The purpose of this study is to obtain sodium carboxymethyl cellulose (Na-CMC) using a suspension method from Scots pine (*Pinus sylvestris L.*) sawdust at temperatures of 60 and 80°C, and to investigate the physicochemical properties of the resulting biopolymer.

**Methods and materials.** The raw material for obtaining Na-CMC was common pine wood sawdust (*Pinus sylvestris L.*) with a particle size of 0.315-0.630 mm and a moisture content of 5.5-6%. For the identification of the laboratory-produced Na-CMC, a commercial sample of Na-CMC polymer (Laborpharma, Kazakhstan) was also used. A thermostat LAB-TJ-TB-01/19 (Russia), a conductivity meter Agilent 3200c (USA), a spectrophotometer Infealum FT-801 (Russia), a capillary viscometer VPJ-2 with a diameter of 0.56 mm (Russia), rotational viscometer Haake VT-550 (Thermo Scientific, Germany) a membrane filter with a diameter of 0.45  $\mu\text{m}$ , and a Schott filter were used in this study.

Suspension method of Carboxymethylation. Equal portions of air-dried wood sawdust were weighed and mixed with sodium hydroxide to obtain a homogeneous mass. Then, propanol-2 was added as a solvent, and the first sample was thermostated at 60°C, while the second sample was thermostated at 80°C for 1 hour. Subsequently, a mixture of Na-MCA and water was added to each sample, and they were thermostated under the same conditions. The resulting products were separated by decantation, washed with a mixture of 96% ethanol and 90% acetic acid at pH 5 until negative reactions to alkali (using phenolphthalein) and chloride ions (using a silver nitrate solution) were observed, and then air-dried. From the obtained carboxymethylated wood (CMW) product, Na-CMC was isolated by boiling in a conical flask with a reflux condenser for 15 minutes in a water bath with 15% peracetic acid. The precipitate was then filtered, washed first with 70% ethanol from acid (to remove the acid, as verified by titanyl sulfate), then with a hot mixture of ethanol and acetone (1:1), and dried to a constant weight (Markin, et al, 2013).

The absorption spectra of functional groups in Na-CMC in the infrared region were determined using a spectrophotometer in the range of 4000-400  $\text{cm}^{-1}$ , according to the methodology. Potassium bromide (KBr) was used as the immersion medium. Tablets of

Na-CMC and KBr were prepared in a press mold under a pressure of 100 kg/cm<sup>2</sup>. The spectrum of pure KBr was subtracted from the obtained spectra.

The samples of Na-CMC synthesized at different temperatures were analyzed for carboxymethyl group content (CMG, %) using the conductometric titration method.

The solubility (S, %) of the obtained samples was determined according to the methodology, which is based on dissolving the product in distilled water and subsequently filtering this solution through a Schott filter.

The molecular masses (M, kDa) of the biopolymers were determined using the viscometric method and calculated according to the Mark-Houwink-Kuhn-Sakurada equation (Formula 1):

$$M = \left(\frac{[\eta]}{K}\right)^{\frac{1}{\alpha}}$$

where  $[\eta]$  - the intrinsic viscosity, cm<sup>3</sup>/g;

$K = 5.37 \cdot 10^{-3}$  and  $\alpha = 0.73$  ( $K$  and  $\alpha$  are empirical constants for Na-CMC).

The degree of polymerization ( $n$ ) was determined by dividing the molecular mass of the polymer ( $M$ ) by the molecular mass of the monomer ( $M_m$ ) (Klivenko, et al, 2023).

The rheological properties of synthesized and commercial samples of Na-CMC were studied using a rotational viscometer Haake VT-550 (Thermo Scientific, Germany) (Berikbol, et al, 2024). The flow behavior of polymers with a concentration of 0.01 mol/L in aqueous solution was examined. The measurement system used was the NV rotor-cup configuration. In the rotational viscometry method, the torque exerted on the rotor is a measure of viscosity. The measurements were performed in the CS mode (stationary flow curve) at shear rates ranging from 50 to 4000 s<sup>-1</sup> and 50 to 1000 s<sup>-1</sup>. Data acquisition and processing were carried out using RheoWin 4.0 and Excel software. For comparison, the solution of a commercial Na-CMC sample in the same concentrations was also studied.

**Results and discussion.** Samples of Na-CMW and Na-CMC were obtained using the suspension method at 60°C and 80°C (Figures 2a and 2b).




Figure 2. Samples of Na-CMW (a) and Na-CMC (b) obtained at temperatures of 60°C (left) and 80°C (right).

The synthesized Na-CMD and Na-CMC exhibited the following physical properties: in dry form, they were yellow, white, or light-yellow powders with no odor, soluble in cold water, forming transparent viscous solutions that, upon drying, produced stable films.

A universal and accessible method for identifying Na-CMC samples is IR spectroscopy. Figure 3 shows the IR spectra of the synthesized polymers and the commercial sample.

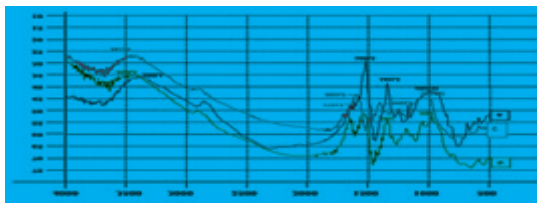


Figure 3. IR spectra of the studied samples; a) commercial Na-CMC sample; b) Na-CMC sample synthesized at 60°C; c) Na-CMC sample synthesized at 80°C.

The obtained IR spectra have absorption bands that differ slightly from each other. The IR spectra ( $\nu$ ,  $\text{cm}^{-1}$ ) show absorption peaks characteristic of the vibrations of functional groups: the absorption band in the range of 1611-1601 characterizes the stretching vibrations of the carbonyl group (C=O); peaks in the range of 3478-3300 correspond to the vibrations of the hydroxyl group (O-H); peaks in the range of 3100-2750 correspond to the stretching vibrations of the methylene group (C-H); and in the range of 1067-1062, there are intense bands characterizing the vibrations of the alcohol and simple ether bonds (C-O). The presented results indicate that the studied samples have the same structure and confirm their correspondence to the Na-CMC polymer structure.

The yield and characteristics of the obtained Na-CMC from common pine sawdust, including the presence of carboxymethyl groups and water solubility, are presented in Table 1.

Table 1. Quantity of Carboxymethyl Groups and Solubility of Carboxymethylated Derivatives Obtained in Propanol-2

Sample	Temperature, °C	Yield, %	CMG, %	S, %
Na-CMC (synthesized)	60	57,4±0,7	21,2±0,4	50±1
	80	51,8±0,3	24,6±0,2	34±1
Commercial Sample*	-	-	12,5±0,3	98±1

\*Note: Dash indicates absence of data.

As shown in Table 1, the quantity of CMG in the synthesized Na-CMC samples is 21.2% and 24.6%, which is twice as much as that of the commercial sample.

The solubility of Na-CMC obtained by the suspension method was 35-50%, which is 2-3 times lower compared to the commercial sample. The decrease in Na-CMC solubility with increasing carboxymethyl group content contradicts the expected increase in polymer hydrophilicity due to the higher number of polar and ionic groups. However, this phenomenon can be explained by changes in molecular conformation, enhanced intermolecular interactions, and the potential formation of gel structures, which limit the ability of Na-CMC molecules to interact with water. The solubility of polymers also depends on the molecular weight and degree of polymerization. To study the molecular weights, relative, specific, and intrinsic viscosities were determined. Based on the calculation results, graphs of the dependence of intrinsic viscosity on polymer solution concentration were constructed (Figure 4).

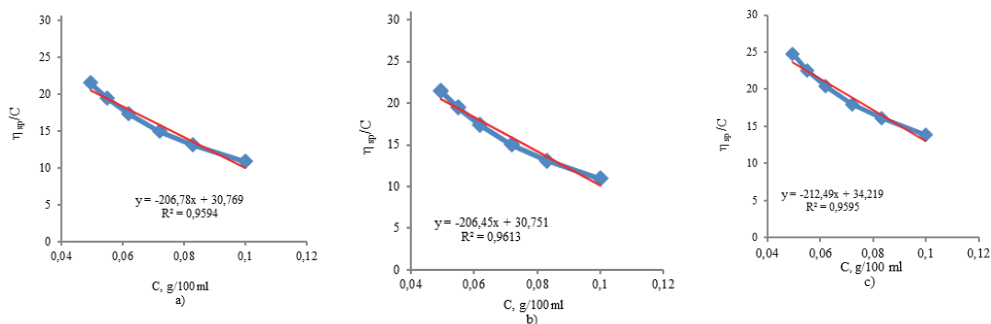


Figure 4. Concentration dependence of intrinsic viscosity of solutions:  
 a) Na-CMC synthesized at 60°C, b) Na-CMC synthesized at 80°C, c) commercial Na-CMC.

Figure 4 shows that the change in synthesis temperature of Na-CMC did not affect the viscosity of the polymer solutions. Additionally, the viscosity of the synthesized samples is 10% lower compared to the commercial sample. The reduction in viscosity can be explained by gel formation due to the aforementioned hydrophobicity of the CMG.

Measuring intrinsic viscosity is used to determine molecular weight, as the rheological properties of the solution depend on the number of units in the chain. The results of the calculations for the molecular weight and degree of polymerization of the Na-CMC samples are presented in Table 2.

Table 2. Molecular weight and degree of polymerization of synthesized and commercial Na-CMC

Sample	Intrinsic viscosity [ $\eta$ ], cm <sup>3</sup> /g	Molecular weight M, kDa	Degree of polymerization
Na-CMC synthesized at 60°C	30,8	181	750±20
Na-CMC synthesized at 80°C	30,7	181	750±20
Commercial Na-CMC	34,2	163	670±20

As seen from the results in Table 2, the synthesized polymers are high-molecular-weight and, therefore, possess sufficient mechanical strength, making them highly promising for practical applications.

The study of the rheological properties of polymer solutions allows for the evaluation of the chemical structure and the arrangement of functional groups that determine the intermolecular interactions of polyelectrolyte macromolecules in aqueous solutions and their stability over time. Figure 5 shows the dependence of the viscosity of polymer solutions on their shear rate.

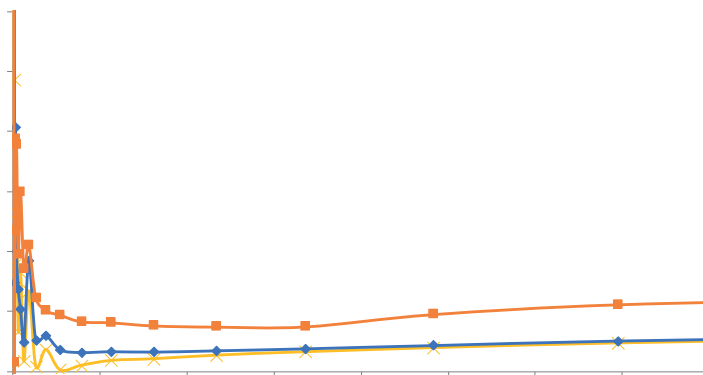


Figure 5. Dependence of the viscosity of polymer solutions on their shear rate.

The flow curve of Na-CMC polymer samples is characteristic of pseudoplastic fluids, where shear stress increases and viscosity decrease with increasing shear rate [24]. In general, the investigated non-Newtonian fluids exhibit flow behavior in a static state but demonstrate solid-like properties under abrupt force. When interacting with solid surfaces, the polymer solutions form a protective polymer film that shields against destructive mechanical impact.

### Conclusion.

The synthesis of Na-CMC using the suspension method demonstrated significant advantages in controlling the physicochemical properties of the product and ensuring its environmental safety, while also addressing the global issue of wood waste recycling. The Na-CMC biopolymer samples were analyzed using physicochemical methods, including IR spectroscopy, viscometry, conductometric titration, and gravimetry. Based on the results, the Na-CMC sample obtained at 60°C exhibited more optimal characteristics: yield ( $57.4 \pm 0.7\%$ ), carboxymethyl group content ( $21.2 \pm 0.4\%$ ), solubility ( $50 \pm 1\%$ ), intrinsic viscosity (30.8 mL/g), molecular weight (181 kDa), and degree of polymerization ( $750 \pm 20$ ). Thus, the high mechanical strength, good solubility, and optimal viscosity of Na-CMC synthesized from wood waste highlight the environmental and economic potential of this modern waste recycling method.

### References

- Bazarnova N.G., Katrakov I.B., Markin V.I. (2004, 48:108-116). Chemical modifying of wood. *Rossijskij Khimicheskij Zhurnal Rossijskogo Khimicheskogo Obshchestva Im. D.I. Mendeleeva*, (in Eng.).
- Bekezhanov D. (2018, 81:227-233). Problems and prospects of solid waste management in the Republic of Kazakhstan. *bulletin of KazNU. Journal of actual problems of jurisprudence*. <https://bulletin-law.kaznu.kz/index.php/journal/article/view/1054> (In Russ).
- Berikbol N., Klivenko A., Markin V., Orazzhanova L., Yelemessova G., Kassymova Z. (2024, 16:2373) Development of interpolyelectrolyte complex based on chitosan and carboxymethylcellulose for stabilizing sandy soil and stimulating vegetation of Scots pine (*Pinus sylvestris L.*). *Polymers*. MDPI AG. DOI: <https://doi.org/10.3390/polym16162373> (in Eng.).
- Cheprasova M.Y., Markin V.I., Bazarnova N.G., Kotalevskii I.V. (2012, 38:726-729.) Carboxymethylation of wood in different solvents by the action of microwave radiation. *Russ. J. Bioorg. Chem.*, DOI: 10.1134/S1068162012070035 (in Eng.)

Gaisina B., Orazzhanova L., Musabayeva B., Kazbekova A., Sabitova A. (2022, 86-93) Synthesis and characterization of cryogels based on chitosan and sodium carboxymethylcellulose. *News of the National Academy of Sciences of the Republic of Kazakhstan. Series Chemistry and Technology*, (1). DOI: <https://doi.org/10.32014/2022.2518-1491.95> (in Eng.).

Joshi N., Grewal J., Drewniak L., Pranaw K. (2024, 17: 3.) Bioprospecting CAZymes repertoire of *Aspergillus flavus* for green chemistry applications. *Biotechnology for Biofuels and Bioproducts*. DOI: 10.1186/s13068-023-02453-6 (in Eng.).

Kalyuta E.V., Bazarnova N.G., Markin V.I. (2006, (2):29-31) Influence of treatment duration with peracetic acid on the properties of carboxymethylated wood and the extracted carboxymethyl cellulose. *Khim. Rastit. Syr'ya*. (In Russ.).

Kalyuta E.V., Maltsev M.I., Markin V.I. (2020, (2), 389-397) Influence of negative temperatures on the growth-regulating ability of aqueous solutions of carboxymethylated plant raw material. *Khimiya Rastitel'nogo Syr'ya*. DOI: 10.14258/JCPRM.2020028012 (in Eng.).

Klara I. (2022, (2), 6-21) Variability of the essential oil composition in the needles of *Pinus sylvestris* L. in the territory of GNPP "Burabay" and the city of Nur-Sultan. *News of the National Academy of Sciences of the Republic of Kazakhstan. Series Chemistry and Technology*. DOI: <https://doi.org/10.32014/2021.2518-1491.60> (in Russ.).

Klivenko A.N., Orazzhanova L.K., Mussabayeva B.Kh., Yelemessova G.T., Kassymova Zh.S. (2020, 6:3292–3301) Soil structuring using interpolyelectrolyte complexes of water-soluble polysaccharides. *Polym. Adv. Technol.*, DOI: 10.1002/pat.5053 (in Eng.).

Kolesnikova A.V. (2020, 54-61) Analysis of the formation and use of wood waste at enterprises of the forest industry complex of Russia. *Actual Problems of Economic Sciences*. Available at: <https://cyberleninka.ru/article/n/analiz-obrazovaniya-i-ispolzovaniya-drevesnyh-othodov-na-predpriyatiyah-lesopromyshlennogo-kompleksa-rossii/viewer> (in Russ.).

Kostyleva S.V. (2020, 45-52) Economic and environmental aspects of integrated use of forest products waste (on the example of the Irkutsk region). *Actual Problems of Economic Sciences*. Available at: <https://www.example.com/kostyleva> (accessed April 2, 2021) (in Russ.).

Kukrety A., Singh R.K., Singh P., Ray S.S. (2018, 9:1587-1595) Comprehension on the synthesis of carboxymethylcellulose utilizing various cellulose rich waste biomass resources. *Waste and Biomass Valorization*. DOI: 10.1007/s12649-017-9903 (in Eng.).

Markin V.I., Bazarnova N.G., Kolosov P.V., Cheprasova M.Y., Moskova Y.S. (2013, 39:699-703) Carboxymethylation of pine wood subjected to microwave irradiation after pretreatment in an "acetic acid-hydrogen peroxide-water-catalyst" system. *Rus. J. of Bioorganic Chemistry*. DOI: 10.1134/S1068162013070078 (in Eng.).

Markin V.I., Bazarnova N.G., Kolosov P.V., Chernov B.S. (2013, 39:699-703) Carboxymethylation of pine wood subjected to mechanical and chemical action. *Russ. J. Bioorg. Chem.*, DOI: 10.1134/S1068162013070078 (in Eng.).

Markin V.I. *Karboksimetilirovanie rastitel'nogo syr'ya. Teoriya i praktika*, Barnaul, Izdatelstvo Altajskogo gosudarstvennogo universiteta 2010g (in Russ).

Olaiya B.C., Lawan M.M., Olonade K.A. (2023) Utilization of sawdust composites in construction - a review. *SN Applied Sciences*, 5: DOI: 10.1007/s42452-023-05361-4 (in Eng.).

Patent EP2847232B1. Method for Enhancing Yield and Quality of Cereal Crops. Müller, A., Schmidt, L., Johnson, P., Fischer, R., 2018.

Qi H. Liebert T., Meister F., Heinze T. (2023, 15:1234-1245) Recent developments of carboxymethyl cellulose. *Polymers*, 15:1234-1245. DOI: 10.3390/polym13081345 (in Eng.)

Rahman M.S., Hasan M.S., Nitai A.S., Nam S., Karmakar A.K., Ahsan M.S., Shiddiky M.J., Ahmed M.B. (2021) Recent developments of carboxymethyl cellulose. *Polymers*. DOI: 10.3390/polym13081345 (in Eng.)

CONTENTS

CHEMISTRY

**K.Sh. Akhmetova, B.K. Kenzhaliev, S.V. Gladyshev\*, N.K. Akhmadieva, L.M. Imangalieva**  
GLOBAL INNOVATIONS IN EXTRACTIVE METALLURGY OF TITANIUM.....5

**O.K. Beisenbayev, B.M. Smailov, S.A. Sakibayeva, A.B. Issa, A.Sh. Kydyralieva**  
PRODUCTION AND RESEARCH OF HIGH-STRENGTH STRUCTURED FERTILIZERS BASED ON TECHNOGENIC WASTE.....27

**A.S. Dauletbayev, K.A. Kadirbekov, S.O. Abilkasova, L.M. Kalimoldina**  
APPLICATION OF ULTRAFLOCCULATION METHOD FOR PURIFICATION OF RECYCLING SOLUTIONS IN URANIUM MINING INDUSTRIES.....42

**B.I. Dikhanbaev, A.B. Dikhanbaev, K.T. Baubekov, S.B. Ybray**  
CREATION OF AN ENERGY-EFFICIENT UNIT FOR CLINKER PROCESSING AT ACHISAI MINE.....53

**N.B. Zhumadilda, N.G. Gemejiyeva, A.O. Sapieva, Zh.Zh. Karzhaubekova, N.A. Sultanova**  
LIPOPHILIC COMPONENTS OF HEDYSARUM SONGORICUM BONG. HERBS.....68

**B. Imangaliyeva, B. Dossanova, B. Torsykbayeva, I. Nurlybaev, N. Sultanov**  
SYNTHESIS OF GLYCYRRHIZIC ACID FROM THE ROOTS OF THE PLANT "RED LICORICE" AND THE STUDY OF CHEMICAL PROPERTIES.....83

**L.M. Kalimoldina, S.O. Abilkasova, M.A. Kozhaisakova, Zh.R. Syrymova, A.A. Sultanayeva**  
THE PROSPECT OF USING POLYMER BITUMEN TO IMPROVE THE QUALITY AND SAFETY OF ROAD INFRASTRUCTURE.....101

**Zh.S. Kassymova, N.N. Berikbol, V.I. Markin, L.K. Orazzhanova, A.S. Seitkan**  
PRODUCTION OF SODIUM CARBOXYMETHYLCELLULOSE FROM PINE WOOD WASTE AND INVESTIGATION OF ITS PHYSICOCHEMICAL PROPERTIES.....113

**B.K. Kenzhalyiev, A.K. Koizhanova, T. A. Chepushtanova, A.O. Mukangaliyeva, D.R. Magomedov**  
INNOVATIVE METHODS FOR PROCESSING COPPER ORES IN KAZAKHSTAN: A COMPREHENSIVE APPROACH TO ENHANCING THE EFFICIENCY OF VALUABLE COMPONENT EXTRACTION.....124



<b>M.M. Mataev, A.M. Madiyarova, G.S. Patrin, M.R. Abdraimova, M.A. Nurbekova</b> SYNTHESIS AND PHYSICO-CHEMICAL PROPERTIES OF A NEW COMPLEX FERRITE.....	137
<b>N. Merkhatuly, A.N. Iskanderov, S.B. Abeuova, A.N. Iskanderov, S.K. Zhokizhanova, N.G. Atamkulova</b> INCLUSION OF AZULENE STRUCTURAL UNITS IN THE BASIS OF CONJUGATED POLYMERS: IMPROVEMENT OF PROTON SENSITIVITY AND FLUORESCENCE.....	147
<b>A.N. Nefedov, A.K. Akurpekova, A.T. Taiekenova, S.A. Kurguzikova, D.K. Beisenbaev</b> DETERMINATION OF AMINE CONCENTRATION BY POTENTIOMETRIC AND CONDUCTOMETRIC TITRATION METHODS.....	160
<b>M. Toktarbek, G.A. Seitimova, G.Sh. Burasheva</b> OPTIMISATION METHOD FOR OBTAINING A BIOLOGICALLY ACTIVE SUBSTANCES FROM THE PLANT PETROSIMONIA BRACHIATA.....	175
<b>M.T. Turdiyev, B.K. Kasenov, A. Nukhuly, Zh.I. Sagintaeva, Sh.B. Kasenova, E.E. Kuanyshbekov, M. Stoev</b> SYNTHESIS AND RADIOGRAPHY OF NEW ZIRCON-MANGANITES OF LANTHANUM AND ALKALINE EARTH METALS AND CALCULATION OF THEIR THERMODYNAMIC PROPERTIES.....	186

## МАЗМҰНЫ

### ХИМИЯ

- К.Ш. Ахметова, Б.К. Кенжалиев, С.В. Гладышев, Н.К. Ахмадиева, Л.М. Имангалиева**  
 ТИТАН МЕТАЛЛУРГИЯСЫНДАҒЫ ӘЛЕМДІК ИННОВАЦИЯЛАР.....5
- О.К. Бейсенбаев, Б.М. Смайлов, С.А. Сакибаева, А.Б. Иса, А.Ш. Кыдырәлиева**  
 ТЕХНОГЕНДІК ҚАЛДЫҚТАР НЕГІЗІНДЕГІ ЖОҒАРЫ БЕРІКТІ ҚҰРЫЛЫМДЫ ТЫҢАЙТҚЫШТАРДЫ АЛУ ЖӘНЕ ЗЕРТТЕУ.....27
- Ә.С. Дәулетбаев, К.А. Кадирбеков, С.О. Абилқасова, Л.М. Калимолдина, А.Д. Алтынбек**  
 УРАН ӨНДІРІСІНДЕГІ ҚАЙТАРЫМДЫ ЕРІТІНДІЛЕРДІ ТАЗАЛАУ ҮШІН УЛЬТРАФЛОКУЛЯЦИЯЛЫҚ ӘДІСТІ ҚОЛДАНУ.....42
- Б.И. Диханбаев, А.Б. Диханбаев, К.Т. Баубекөв, С.Б. Ыбрай**  
 АЩЫСАЙ КЕНІШНІҢ КЛИНКЕРІН ӨНДЕУ ҮШІН ЭНЕРГИЯ ҮНЕМДЕЙТІН ҚОНДЫРҒЫНЫ ҚҰРУ.....53
- Н.Б. Жұмаділда, Н.Г. Гемеджиева, А.О. Сәпиева, Ж.Ж. Қаржаубекөва, Н.А. Сұлтанова**  
*HEDYSARUM SONGORICUM* BONG. ӨСІМДІГІНІҢ ЛИПОФИЛЬДІ ҚҰРАМДАС БӨЛІКТЕРІ.....68
- Б. Имангалиева, Б. Досанова, Б. Торсықбаева, И. Нурлыбаев, Н. Сұлтанов**  
 “ҚЫЗЫЛ МИЯ” ӨСІМДІГІНІҢ ТАМЫРЫНАН ГЛИЦИРРИЗИН ҚЫШҚЫЛЫН СИНТЕЗДЕУ ЖӘНЕ ХИМИЯЛЫҚ ҚАСИЕТТЕРІН ЗЕРТТЕУ.....83
- Л.М. Калимолдина, С.О. Әбілқасова, М.А. Қожайсақова, Ж.Р. Сырымова, А.Ә. Сұлтанәева**  
 ЖОЛ ИНФРАҚҰРЫЛЫМЫНЫҢ САПАСЫ МЕН ҚАУІПСІЗДІГІН АРТТЫРУ ҮШІН ПОЛИМЕР БИТУМЫН ПАЙДАЛАНУ ПЕРСПЕКТИВАСЫ.....101
- Ж.С. Касымова, Н.Н. Берікбол, В.И. Маркин, Л.К. Оразжанова, А.С. Сейтқан**  
 ҚАРАҒАЙ АҒАШЫНЫҢ ҚАЛДЫҚТАРЫНАН НАТРИЙ КАРБОКСИМЕТИЛЩЕЛЛЮЛОЗА АЛУ ЖӘНЕ ОНЫҢ ФИЗИКА-ХИМИЯЛЫҚ ҚАСИЕТТЕРІН ЗЕРТТЕУ.....113

- Б.К. Кенжалиев, А.К. Койжанова, Т.А.Чепуштанова, А.Ө. Мұқанғалиева, Д.Р. Магомедов**  
ҚАЗАҚСТАНДАҒЫ МЫС КЕҢДЕРІН ӨҢДЕУДІҢ ИННОВАЦИЯЛЫҚ ӨДІСТЕРІ: ҚҰНДЫ КОМПОНЕНТТЕРДІ АЛУДЫҢ ТИІМДІЛІГІН АРТТЫРУҒА КЕШЕНДІ КӨЗҚАРАС.....124
- М.М. Матаев, А.М. Мадиярова, Г.С. Патрин, М.Р. Абдраймова, М.А. Нурбекова**  
ЖАҢА КҮРДЕЛІ ФЕРРИТТІҢ СИНТЕЗІ ЖӘНЕ ФИЗИКА-ХИМИЯЛЫҚ ҚАСИЕТТЕРІ.....137
- Н. Мерхатулы, А.Н. Искандеров, С.Б. Абеуова, А.Н. Искандеров, С.К. Жокижанова, Н.Г. Атамкулова**  
ҚОСАРЛАНҒАН ПОЛИМЕРЛЕРДІҢ НЕГІЗІНЕ АЗУЛЕНДІК ҚҰРЫЛЫМДЫҚ БІРЛІКТЕРДІ ҚОСУ: ПРОТОНҒА СЕЗІМТАЛДЫҚ ПЕН ФЛУОРЕСЦЕНЦИЯНЫ ЖАҚСARTУ.....147
- А.Н. Нефедов, А.К. Акурпекова, А.Т. Тайекенова, С.А. Кургузикова, Д.К. Бейсенбаев**  
ПОТЕНЦИОМЕТРИЯЛЫҚ ЖӘНЕ КОНДУКТОМЕТРИЯЛЫҚ ТИТРЛЕУ ӨДІСТЕРІМЕН АМИН КОНЦЕНТРАЦИЯСЫН АНЫҚТАУ.....160
- М. Тоқтарбек, Г.А. Сейтимова, Г.Ш. Бурашева**  
*PETROSIMONIA BRACHIATA* ӨСІМДІГІНЕН БИОЛОГИЯЛЫҚ БЕЛСЕНДІ ЗАТТАРДЫ АЛУ ӨДІСІН ОҢТАЙЛАНДЫРУ.....175
- М.Т. Турдиев, Б.Қ. Қасенов, А. Нұхұлы, Ж.И. Сағынтаева, Ш.Б. Қасенова, Е.Е. Қуанышбеков, М. Стоев**  
ЖАҢА ЛАНТАН ЖӘНЕ СІЛТІЛІ-ЖЕР МЕТАЛДАРЫ ЦИРКОН МАНГАНИТТЕРІНІҢ СИНТЕЗІ МЕН РЕНТГЕНОГРАФИЯСЫ ЖӘНЕ ОЛАРДЫҢ ТЕРМОДИНАМИКАЛЫҚ ҚАСИЕТТЕРІН ЕСЕПТЕУ.....186

СОДЕРЖАНИЕ

ХИМИЯ

- К.Ш. Ахметова, Б.К. Кенжалиев, С.В. Гладышев, Н.К. Ахмадиева, Л.М. Имангалиева**  
МИРОВЫЕ ИННОВАЦИИ ЭКСТРАКТИВНОЙ МЕТАЛЛУРГИИ ТИТАНА.....5
- О.К. Бейсенбаев, Б.М. Смайлов, С.А. Сакибаева, А.Б. Иса, А.Ш. Кыдыралиева**  
ПОЛУЧЕНИЕ И ИССЛЕДОВАНИЕ ВЫСОКОПРОЧНЫХ СТРУКТУРИРОВАННЫХ УДОБРЕНИЙ НА ОСНОВЕ ТЕХНОГЕННЫХ ОТХОДОВ.....27
- А.С. Даулетбаев, К.А. Кадирбеков, С.О. Абилкасова, Л.М. Калимолдина, А.Д. Алтынбек**  
ПРИМЕНЕНИЕ МЕТОДА УЛЬТРАФЛОКУЛЯЦИИ ДЛЯ ОЧИСТКИ ОБОРОТНЫХ РАСТВОРОВ В УРАНОДОБЫВАЮЩИХ ПРОМЫШЛЕННОСТЯХ.....42
- Б.И. Диханбаев, А.Б. Диханбаев, К.Т. Баубеков, С.Б. Ыбрай**  
СОЗДАНИЕ ЭНЕРГОЭФФЕКТИВНОГО АГРЕГАТА ДЛЯ ПЕРЕРАБОТКИ КЛИНКЕРА РУДНИКА «АЧИСАЙ».....53
- Н.Б. Жумадильда, Н.Г. Гемеджиева, А.О. Сапиева, Ж.Ж. Каржаубекова, Н.А. Султанова**  
ЛИПОФИЛЬНЫЕ КОМПОНЕНТЫ ТРАВЫ HEDYSARUM SONGORICUM BONG.....68
- Б. Имангалиева, Б. Досанова, Б. Торсыкбаева, И. Нурлыбаев, Н. Султанов**  
СИНТЕЗ ГЛИЦИРРИЗИНОВОЙ КИСЛОТЫ ИЗ КОРНЕЙ РАСТЕНИЯ «КРАСНАЯ СОЛОДКА» И ИЗУЧЕНИЕ ХИМИЧЕСКИХ СВОЙСТВ.....83
- Л.М. Калимолдина, С.О. Абилкасова, М.А. Кожайсакова, Ж.Р. Сырымova, А.А. Султанаева**  
ПЕРСПЕКТИВА ПРИМЕНЕНИЯ ПОЛИМЕРНОГО БИТУМА ДЛЯ ПОВЫШЕНИЯ КАЧЕСТВА И БЕЗОПАСНОСТИ ДОРОЖНОЙ ИНФРАСТРУКТУРЫ.....101

- Ж.С. Касымова, Н.Н. Берикбол, В.И. Маркин, Л.К. Оразжанова, А.С. Сейткан**  
ПОЛУЧЕНИЕ НАТРИЙ КАРБОКСИМЕТИЛЦЕЛЛЮЛОЗЫ ИЗ ОТХОДОВ ДРЕВЕСИНЫ СОСНЫ И ИЗУЧЕНИЕ ЕЕ ФИЗИКО-ХИМИЧЕСКИХ СВОЙСТВ.....113
- Б.К. Кенжалиев, А.К. Койжанова, Т.А.Чепуштанова, А.О. Муқанғалиева, Д.Р. Магомедов**  
ИННОВАЦИОННЫЕ МЕТОДЫ ПЕРЕРАБОТКИ МЕДНЫХ РУД В КАЗАХСТАНЕ: КОМПЛЕКСНЫЙ ПОДХОД К ПОВЫШЕНИЮ ЭФФЕКТИВНОСТИ ИЗВЛЕЧЕНИЯ ЦЕННЫХ КОМПОНЕНТОВ.....124
- М.М. Матаев, А.М. Мадиярова, Г.С. Патрин, М.Р. Абдраймова, М.А. Нурбекова**  
СИНТЕЗ И ФИЗИКО-ХИМИЧЕСКИЕ СВОЙСТВА НОВОГО СЛОЖНОГО ФЕРРИТА.....137
- Н. Мерхатулы, А.Н. Искандеров, С.Б. Абеуова, А.Н. Искандеров, С.К. Жокижанова, Н.Г. Атамкулова**  
ВКЛЮЧЕНИЕ АЗУЛЕНОВЫХ СТРУКТУРНЫХ ЕДИНИЦ В ОСНОВУ СОПРЯЖЕННЫХ ПОЛИМЕРОВ: УЛУЧШЕНИЕ ПРОТОННОЙ ЧУВСТВИТЕЛЬНОСТИ И ФЛУОРЕСЦЕНЦИИ.....147
- А.Н. Нефедов, А.К. Акурпекова, А.Т. Тайкенова, С.А. Кургузикова, Д.К. Бейсенбаев**  
ОПРЕДЕЛЕНИЕ КОНЦЕНТРАЦИИ АМИНОВ МЕТОДАМИ ПОТЕНЦИОМЕТРИЧЕСКОГО И КОНДУКТОМЕТРИЧЕСКОГО ТИТРОВАНИЯ.....160
- М. Токтарбек, Г.А. Сейтимова, Г.Ш. Бурашева**  
СПОСОБ ОПТИМИЗАЦИИ ПОЛУЧЕНИЯ БИОЛОГИЧЕСКИ АКТИВНЫХ ВЕЩЕСТВ ИЗ РАСТЕНИЯ *PETROSIMONIA BRASILIATA*.....175
- М.Т. Турдиев, Б.К. Касенов, А. Нухулы, Ж.И. Сагинтаева, Ш.Б. Касенова, Е.Е. Куанышбеков, М. Стоев**  
СИНТЕЗ И РЕНТГЕНОГРАФИЯ НОВЫХ ЦИРКОНО-МАНГАНИТОВ ЛАНТАНА И ЩЕЛОЧНОЗЕМЕЛЬНЫХ МЕТАЛЛОВ И РАСЧЕТ ИХ ТЕРМОДИНАМИЧЕСКИХ СВОЙСТВ.....186

## **Publication Ethics and Publication Malpractice in the journals of the National Academy of Sciences of the Republic of Kazakhstan**

For information on Ethics in publishing and Ethical guidelines for journal publication see <http://www.elsevier.com/publishingethics> and <http://www.elsevier.com/journal-authors/ethics>.

Submission of an article to the National Academy of Sciences of the Republic of Kazakhstan implies that the described work has not been published previously (except in the form of an abstract or as part of a published lecture or academic thesis or as an electronic preprint, see <http://www.elsevier.com/postingpolicy>), that it is not under consideration for publication elsewhere, that its publication is approved by all authors and tacitly or explicitly by the responsible authorities where the work was carried out, and that, if accepted, it will not be published elsewhere in the same form, in English or in any other language, including electronically without the written consent of the copyright-holder. In particular, translations into English of papers already published in another language are not accepted.

No other forms of scientific misconduct are allowed, such as plagiarism, falsification, fraudulent data, incorrect interpretation of other works, incorrect citations, etc. The National Academy of Sciences of the Republic of Kazakhstan follows the Code of Conduct of the Committee on Publication Ethics (COPE), and follows the COPE Flowcharts for Resolving Cases of Suspected Misconduct ([http://publicationethics.org/files/u2/New\\_Code.pdf](http://publicationethics.org/files/u2/New_Code.pdf)). To verify originality, your article may be checked by the Cross Check originality detection service <http://www.elsevier.com/editors/plagdetect>.

The authors are obliged to participate in peer review process and be ready to provide corrections, clarifications, retractions and apologies when needed. All authors of a paper should have significantly contributed to the research.

The reviewers should provide objective judgments and should point out relevant published works which are not yet cited. Reviewed articles should be treated confidentially. The reviewers will be chosen in such a way that there is no conflict of interests with respect to the research, the authors and/or the research funders.

The editors have complete responsibility and authority to reject or accept a paper, and they will only accept a paper when reasonably certain. They will preserve anonymity of reviewers and promote publication of corrections, clarifications, retractions and apologies when needed. The acceptance of a paper automatically implies the copyright transfer to the National Academy of Sciences of the Republic of Kazakhstan.

The Editorial Board of the National Academy of Sciences of the Republic of Kazakhstan will monitor and safeguard publishing ethics.

Правила оформления статьи для публикации в журнале смотреть на сайтах:

**[www.nauka-nanrk.kz](http://www.nauka-nanrk.kz)**

**<http://chemistry-technology.kz/index.php/en/arhiv>**

**ISSN 2518-1491 (Online), ISSN 2224-5286 (Print)**

Директор отдела издания научных журналов НАН РК *А. Ботанқызы*

Редакторы: *Д.С. Аленов, Ж.Ш. Әден*

Верстка на компьютере *Г.Д. Жадырановой*

Подписано в печать 30.09.2024.

Формат 60x88<sup>1</sup>/<sub>8</sub>. Бумага офсетная. Печать – ризограф.

13,0 п.л. Тираж 300. Заказ 3.